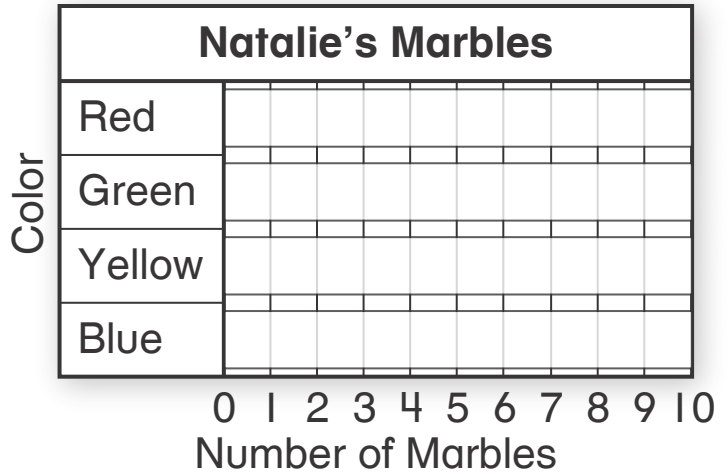



1. Natalie has 6 red marbles, 3 green marbles, 9 yellow marbles, and 7 blue marbles. Show these data in the bar graph. Draw the bars.



2. Use the bar graph you made above. Natalie gives 4 of the yellow marbles to her brother. Now how many yellow marbles does Natalie have left?
- (A) 13 (B) 6 (C) 5 (D) 4

3. Is each sentence about the picture graph correct? Choose Yes or No.

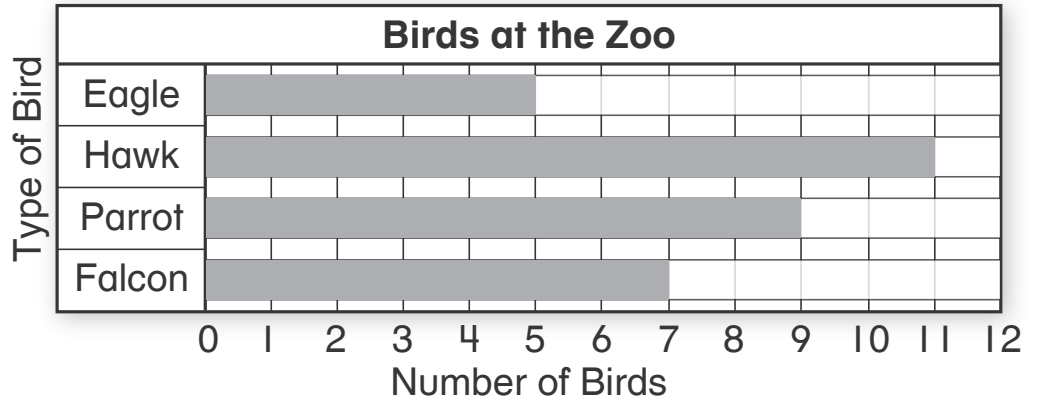


Each 😊 = 1 student

- 7 students voted for dog. Yes No
- 20 students voted in all. Yes No
- 2 more students voted for fish than for cat. Yes No
- The same number of students voted for fish as for bird. Yes No

4. How many more hawks than falcons are at the zoo?

- (A) 2
- (B) 4
- (C) 5
- (D) 11



5. Complete the table and the line plot.

A. Use a centimeter ruler. Measure the length of the pencil to the nearest centimeter. Write the length in the table below.



Pencil Lengths in Centimeters			
11	6	8	9
8	8	7	

B. Use the data in the table to complete the line plot.

Pencil Lengths







Number of Centimeters

What is the difference in length between the longest and shortest pencils?

6. Diego is making a picture graph from the data in the tally chart. How many symbols should he draw in the row for soccer?


Favorite Sport	
Baseball	
Hockey	
Football	
Soccer	

Favorite Sport	
Baseball	
Hockey	
Football	
Soccer	

Each  = 1 student

- Ⓐ 4 Ⓑ 5 Ⓒ 6 Ⓓ 7

7. Chandra collects shells. The bar graph shows the number of shells she collects each month.



Which statements are true? Choose all that apply.

- Chandra collects 3 more shells in July than in June.
- Chandra collects 2 fewer shells in June than in August.
- Chandra collects more shells in July and August than in May and June.
- Chandra collects a total of 16 shells in June and July.
- Chandra collects the most shells in June.

8. Use the tally chart to complete the picture graph. Then use the picture graph to solve the problems.

Favorite Yogurt	
Peach	
Cherry	
Banana	
Berry	

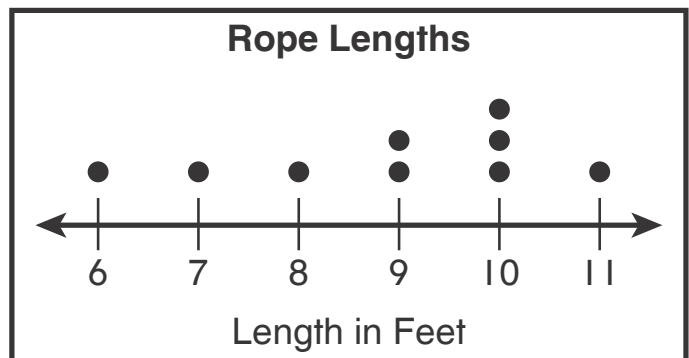
Favorite Yogurt	
Peach	
Cherry	
Banana	
Berry	

Each  = 1 vote

How many students voted for Banana? _____

Which yogurt is the favorite of most people? _____

9. Use the line plot and the numbers on the cards to complete each sentence.



3 ropes are _____ feet long.

The shortest rope is _____ feet long.

The longest rope is _____ feet long.

The difference between the longest and shortest ropes is _____ feet.