

Name _____

1. Which shape has exactly 4 sides?

- (A) hexagon (B) rectangle (C) circle (D) triangle

2. How do you know if a shape is a triangle?


- (A) The shape has 4 right angles. (C) The shape has 0 edges and 0 vertices.
 (B) The shape has 3 edges and 3 vertices. (D) The shape has 4 edges and 4 vertices.

3. How many flat surfaces and edges does a sphere have?

_____ flat surface(s) _____ edge(s)

4. Keisha makes 2 triangles and a square. Then she puts them together to make a new shape.

Draw a shape Keisha can make.





5. Complete the sentence. Then explain how you know you are correct.








This 3-D shape is a _____.

6. Scott is making a flower. Use pattern blocks to draw in the pieces he is still missing.

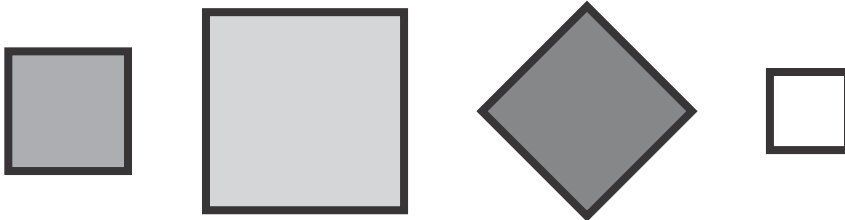


7. Choose two sets of shapes you can use to make .

- 
- 
- 
- 
- 

8. All of these shapes are squares.

Circle two ways to describe all squares.




All squares: are gray. have 4 vertices. have 3 sides.
are small. have 4 sides.

9. A. Which 3-D shape has 2 flat surfaces and 0 vertices?




(A)



(B)





(C)




(D)

B. What is the name of the shape you chose in A?


10. Circle the two 3-D shapes that can be used to make this object.




11. A. Which 2-D shape has more than 4 vertices?



(A)



(B)



(C)



(D)

B. How many vertices does your answer to A have? _____

12. Match each 3-D shape with one way to describe it.
Use each description once.

	1 vertex	2 flat surfaces	no vertices	6 faces
	<input type="checkbox"/>	<input type="checkbox"/>	<input type="checkbox"/>	<input type="checkbox"/>
	<input type="checkbox"/>	<input type="checkbox"/>	<input type="checkbox"/>	<input type="checkbox"/>
	<input type="checkbox"/>	<input type="checkbox"/>	<input type="checkbox"/>	<input type="checkbox"/>
	<input type="checkbox"/>	<input type="checkbox"/>	<input type="checkbox"/>	<input type="checkbox"/>