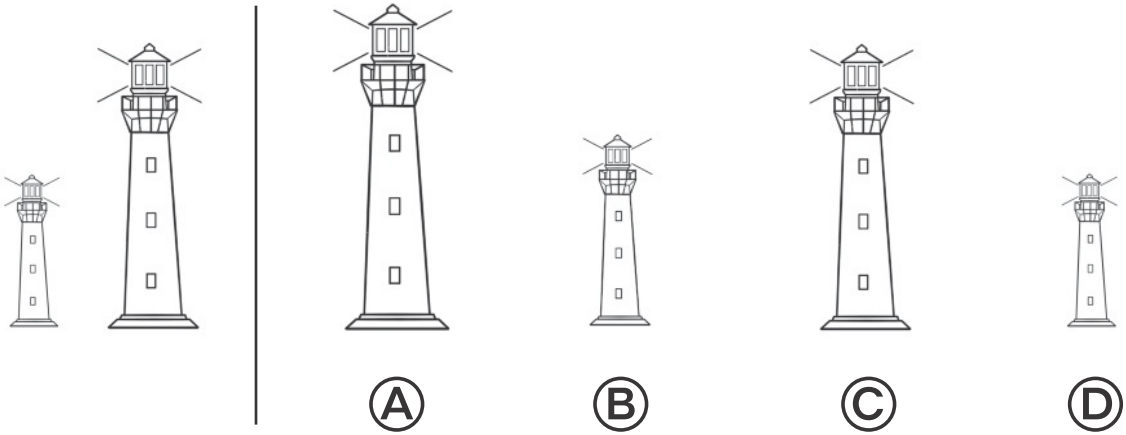



Name \_\_\_\_\_


**1**




**2**



**3**



**4**



**Directions** Have students mark the best answer. **1** Which lighthouse is taller than the lighthouse on the left but shorter than the lighthouse on the right? **2** Which object holds more than the other objects? **3** Mark the three objects that can be measured with the tools shown. **4** Have students draw an object that is taller than the camera, but shorter than the chair.

5





(A) 1

(C) 4

(B) 2

(D) 6

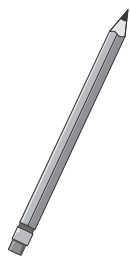

6



7



8



**Directions** Have students: **5** find about how many cubes high the fish bowl is; **6** look at the object and identify the attributes that can be measured. Then have them draw a circle around the tool(s) that can be used to measure the object's weight; **7** compare the objects, and then match the heavier object to the lower side of the scale and the lighter object to the higher side of the scale; **8** Look at the two objects. Circle the object that is longer or underline both objects if they are the same length. Then circle the tool that can be used to tell about the lengths of the objects.