
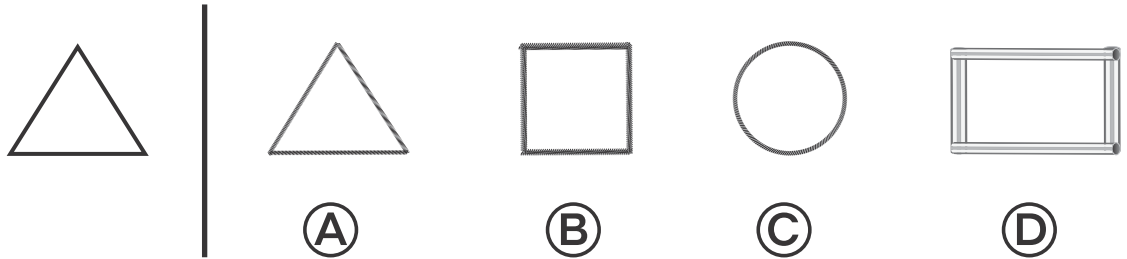


Name _____

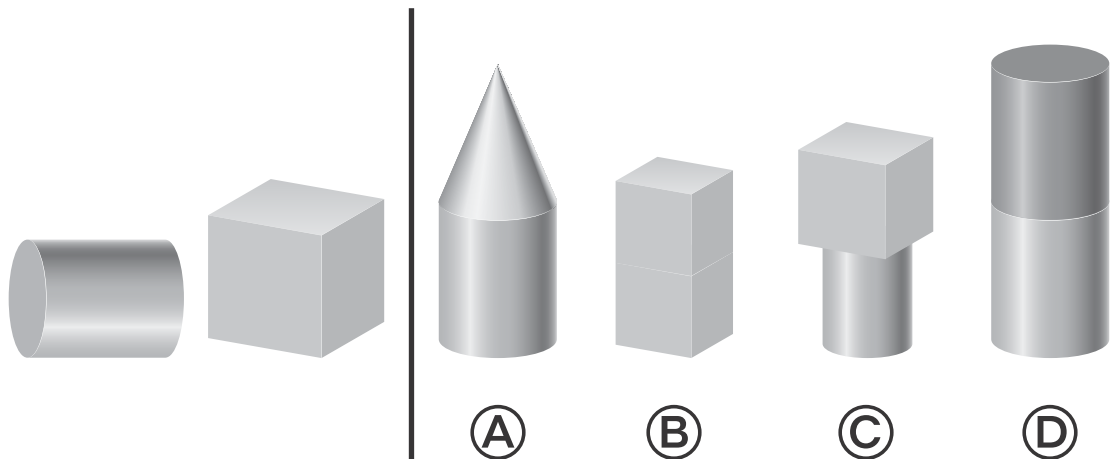
1



2

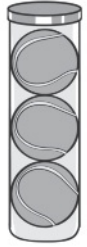
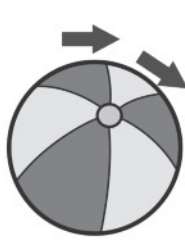


3



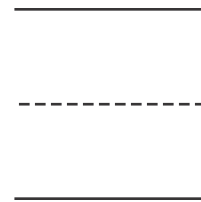
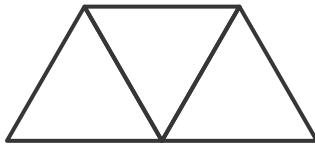
Directions Have students mark the best answer. **1** Look at the shape on the left. Mark the three solid figures that have a flat surface with the same shape. **2** Which shape that was built using different materials or drawn matches the shape on the left? **3** Which shape can be built using the solid figures on the left?

4






5

6



7



Directions Have students: **4** look at the object on the left that rolls, and then draw a circle around all of the other objects that roll; **5** listen to the clues, and then draw the shape that the clues describe. Say: *I have more than 1 flat surface. I can stack on top of another shape. I CANNOT roll. What solid figure am I?* **6** write the number that tells how many triangle pattern blocks can cover the shape; **7** listen to the clues, mark an X on the shapes that do NOT fit the clues, and then draw a circle around the shape that the clues describe. Say: *I am a flat shape. I have 4 straight sides all the same length. What shape am I?*