

Name _____

1

1 point

(A)



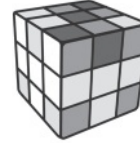
(C)



(B)



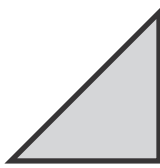
(D)



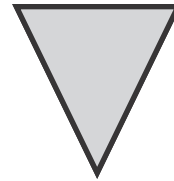
2

1 point

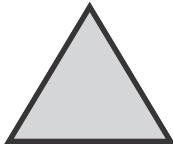
(A)



(C)



(B)




(D)



3

1 point




Directions Have students mark the best answer. **1** Which object is NOT solid? **2** Which object is NOT a triangle?
3 Choose two objects that look like a hexagon.

4

1 point

A



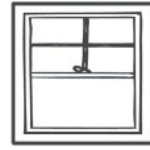
C



B

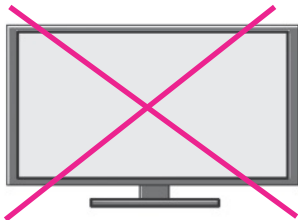
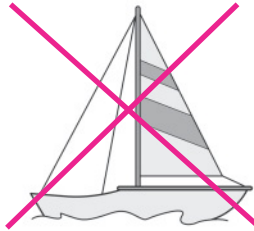


D






5

1 point



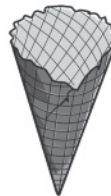
6

2 points



7

1 point




Directions Have students: 4 choose which object looks like a square. 5 mark an X on the objects that do NOT look like a circle; 6 name the shapes, color the rectangles, and then mark an X on the rectangle that is a square; 7 look at the solid figure on the left, and then draw a circle around the object that looks like that shape.

8

Check students' drawings.

2 points



9

1 point

Solid 				
Flat 				

Directions Have students: **8** draw an object that looks like a cube in front of the cow. Then have them mark an X on the object that looks like a circle above the barn door; **9** choose **flat** or **solid** for each image.



3 points

box

sphere

crayon

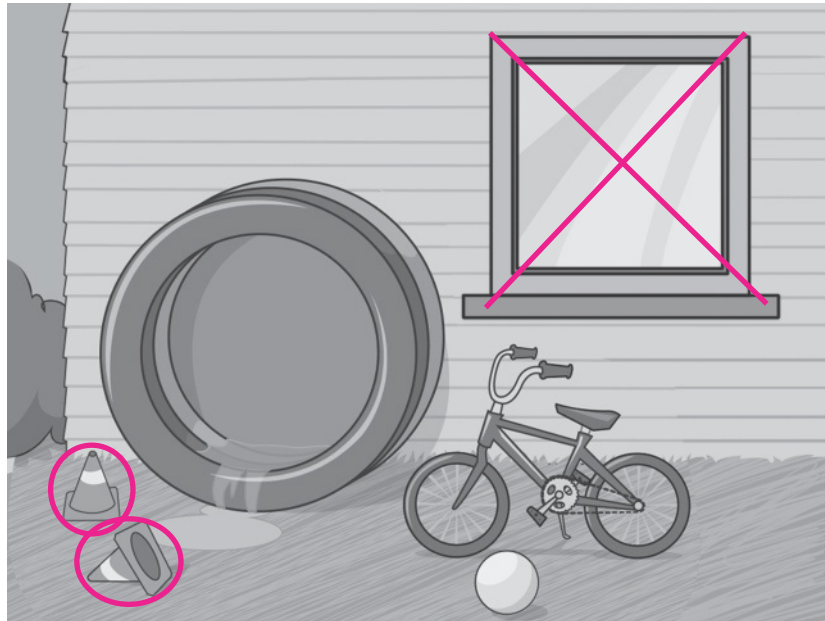


2 points

Check students' drawings.



2 points



Directions Have students: draw a picture of an object that looks like a sphere below a box and next to a crayon; draw a picture of an object that is flat. Then have them draw an object that is solid; draw a circle around the objects that look like a cone, and then mark an X on the objects that look like a square.