

Name \_\_\_\_\_

**1** ★

(A)



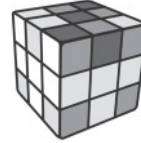
(C)



(B)

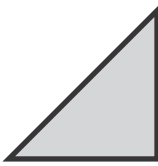


(D)

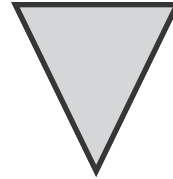


**2** 🍏

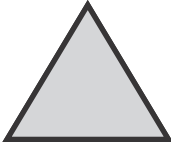
(A)



(C)





(B)



(D)



**3** 🐟



**Directions** Have students mark the best answer. ★ Which object is NOT solid? 🍏 Which object is NOT a triangle?  
🐟 Choose two objects that look like a hexagon.

4

A



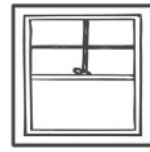
C



B




D



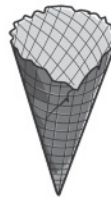
5



6



7



**Directions** Have students: **4** choose which object looks like a square; **5** mark an X on the objects that do NOT look like a circle; **6** name the shapes, color the rectangles, and then mark an X on the rectangle that is a square; **7** look at the solid figure on the left, and then draw a circle around the object that looks like that shape.


8






9

<b>Solid</b> 				
<b>Flat</b> 				

**Directions** Have students: **8** draw an object that looks like a cube in front of the cow. Then have them mark an X on the object that looks like a circle above the barn door; **9** choose **flat** or **solid** for each image.



**Directions** Have students:  draw a picture of an object that looks like a sphere below a box and next to a crayon;  draw a picture of an object that is flat. Then have them draw an object that is solid;  draw a circle around the objects that look like a cone, and then mark an X on the objects that look like a square.