







# ReadtopiaGO Pacing Calendar 2025-26



## Year 1: Collection 1



Marking Period 5: May 4 - June 26 (7 weeks)



Theme	Topic	Text	Pacing				Evidence of Student Learning
All About Me 	You	One Wonderful You 	<u><b>MAY 4</b></u> Morning Message: Pg. 5 Lesson 1: Pgs. 8-10 Lesson 2: Pgs. 11-12 Lesson 3: Pg. 13 Lesson 4: Pg. 14 Lesson 5: Pg. 15 Lesson 6: Pg. 16 Activity Centers: Pgs. 6-7	<u><b>MAY 5</b></u> Morning Message: Pg. 5 Lesson 7: Pgs. 17-18 Lesson 8: Pg. 19 Lesson 9: Pg. 20 Lesson 10: Pg. 21 Lesson 11: Pg. 22 Lesson 12: Pgs. 23-24 Lesson 13: Pg. 25 Activity Centers: Pgs. 6-7	<u><b>MAY 6</b></u> Morning Message: Pg. 5 Lesson 14: Pg. 26 Lesson 15: Pg. 27 Lesson 16: Pg. 28 Lesson 17: Pgs. 29-30 Lesson 18: Pg. 31 Lesson 19: Pg. 32 Lesson 20: Pg. 33 Activity Centers: Pgs. 6-7	<u><b>MAY 7</b></u> Morning Message: Pg. 5 Lesson 21: Pgs. 34-36 Lesson 22: Pgs. 37-38 Lesson 23: Pg. 39 Lesson 24: Pg. 40 Lesson 25: Pg. 41 Activity Centers: Pgs. 6-7	Lessons: “Things I Like to Eat” activity, photos of students participating in Shared Reading, photos of students engaging in Self-Directed Reading, Learning Letters activities, student Independent Writing samples, photos of students creating sentences from Predictable Chart Writing: Cut It, photos of students creating sentences from Predictable Chart Writing: Be It, student books created from Predictable Chart Writing, “Things I Do When I Don’t Know Something” activity  Activity Centers: Photos of students participating in a Mural Body Tracing activity in the Arts & Crafts Center, photos of students playing Dress up in the Pretend Play Center, photos of students making Thumb Prints in the Sensory Play Center



Theme	Topic	Text	Pacing				Evidence of Student Learning
<p>All About Me</p> 	Shadows	<p>My Shadow</p> 	<p><b><u>MAY 8</u></b></p> <p>Morning Message: Pg. 5</p> <p>Lesson 1: Pgs. 8-10</p> <p>Lesson 2: Pgs. 11-12</p> <p>Lesson 3: Pg. 13</p> <p>Lesson 4: Pg. 14</p> <p>Lesson 5: Pg. 15</p> <p>Lesson 6: Pg. 16</p> <p>Activity Centers: Pgs. 6-7</p>	<p><b><u>MAY 11</u></b></p> <p>Morning Message: Pg. 5</p> <p>Lesson 7: Pgs. 17-18</p> <p>Lesson 8: Pg. 19</p> <p>Lesson 9: Pg. 20</p> <p>Lesson 10: Pg. 21</p> <p>Lesson 11: Pg. 22</p> <p>Lesson 12: Pgs. 23-24</p> <p>Lesson 13: Pg. 25</p> <p>Activity Centers: Pgs. 6-7</p>	<p><b><u>MAY 12</u></b></p> <p>Morning Message: Pg. 5</p> <p>Lesson 14: Pg. 26</p> <p>Lesson 15: Pg. 27</p> <p>Lesson 16: Pg. 28</p> <p>Lesson 17: Pgs. 29-30</p> <p>Lesson 18: Pg. 31</p> <p>Lesson 19: Pg. 32</p> <p>Lesson 20: Pg. 33</p> <p>Activity Centers: Pgs. 6-7</p>	<p><b><u>MAY 13</u></b></p> <p>Morning Message: Pg. 5</p> <p>Lesson 21: Pgs. 34-36</p> <p>Lesson 22: Pgs. 37-38</p> <p>Lesson 23: Pg. 39</p> <p>Lesson 24: Pg. 40</p> <p>Lesson 25: Pg. 41</p> <p>Activity Centers: Pgs. 6-7</p>	<p>Lessons: “Things I Like To Do” activity, photos of students participating in Shared Reading, photos of students engaging in Self-Directed Reading, Learning Letters activities, student Independent Writing samples, photos of students creating sentences from Predictable Chart Writing: Cut It, photos of students creating sentences from Predictable Chart Writing: Be It, student books created from Predictable Chart Writing, “Good Titles For the Video” activity</p> <p>Activity Centers: Photos of students creating Life-Size Shadows in the Arts &amp; Crafts Center, photos of students pretending to be shadows in the Pretend Play Center, photos of students making shadow puppets in the Sensory Play Center</p>

Theme	Topic	Text	Pacing				Evidence of Student Learning
Being a Scientist 	What is Science?	Science is Everywhere 	<u><b>MAY 14</b></u> Morning Message: Pg. 5  Lesson 1: Pgs. 8-10  Lesson 2: Pgs. 11-12  Lesson 3: Pg. 13  Lesson 4: Pg. 14  Lesson 5: Pg. 15  Lesson 6: Pg. 16  Activity Centers: Pgs. 6-7	<u><b>MAY 15</b></u> Morning Message: Pg. 5  Lesson 7: Pgs. 17-18  Lesson 8: Pg. 19  Lesson 9: Pg. 20  Lesson 10: Pg. 21  Lesson 11: Pg. 22  Lesson 12: Pgs. 23-24  Lesson 13: Pg. 25  Activity Centers: Pgs. 6-7	<u><b>MAY 18</b></u> Morning Message: Pg. 5  Lesson 14: Pg. 26  Lesson 15: Pg. 27  Lesson 16: Pg. 28  Lesson 17: Pgs. 29-30  Lesson 18: Pg. 31  Lesson 19: Pg. 32  Lesson 20: Pg. 33  Activity Centers: Pgs. 6-7	<u><b>MAY 19</b></u> Morning Message: Pg. 5  Lesson 21: Pgs. 34-36  Lesson 22: Pgs. 37-38  Lesson 23: Pg. 39  Lesson 24: Pg. 40  Lesson 25: Pg. 41  Activity Centers: Pgs. 6-7	Lessons: “Words That Make Us Think of a Scientist” activity, photos of students participating in Shared Reading, photos of students engaging in Self-Directed Reading, Learning Letters activities, student Independent Writing samples, photos of students creating sentences from Predictable Chart Writing: Cut It, photos of students creating sentences from Predictable Chart Writing: Be It, student books created from Predictable Chart Writing, “Things that a Scientist Might Do” activity  Activity Centers: Photos of students creating a Science Lab in the Pretend Play Center, photos of students engaging in a Sink/Float Experiment in the Sensory Play Center, photos of students blowing bubbles in the STEM Center

Theme	Topic	Text	Pacing				Evidence of Student Learning
Being a Scientist  	Who is a Scientist?	Picture a Scientist  	<u><b>MAY 20</b></u>  Morning Message: Pg. 5  Lesson 1: Pgs. 8-10  Lesson 2: Pgs. 11-12  Lesson 3: Pg. 13  Lesson 4: Pg. 14  Lesson 5: Pg. 15  Lesson 6: Pg. 16  Activity Centers: Pgs. 6-7	<u><b>MAY 21</b></u>  Morning Message: Pg. 5  Lesson 7: Pgs. 17-18  Lesson 8: Pg. 19  Lesson 9: Pg. 20  Lesson 10: Pg. 21  Lesson 11: Pg. 22  Lesson 12: Pgs. 23-24  Lesson 13: Pg. 25  Activity Centers: Pgs. 6-7	<u><b>MAY 22</b></u>  Morning Message: Pg. 5  Lesson 14: Pg. 26  Lesson 15: Pg. 27  Lesson 16: Pg. 28  Lesson 17: Pgs. 29-30  Lesson 18: Pg. 31  Lesson 19: Pg. 32  Lesson 20: Pg. 33  Activity Centers: Pgs. 6-7	<u><b>MAY 26</b></u>  Morning Message: Pg. 5  Lesson 21: Pgs. 34-36  Lesson 22: Pgs. 37-38  Lesson 23: Pg. 39  Lesson 24: Pg. 40  Lesson 25: Pg. 41  Activity Centers: Pgs. 6-7	Lessons: “Things We Would Like to Learn About” activity, photos of students participating in Shared Reading, photos of students engaging in Self-Directed Reading, Learning Letters activities, student Independent Writing samples, photos of students creating sentences from Predictable Chart Writing: Cut It, photos of students creating sentences from Predictable Chart Writing: Be It, student books created from Predictable Chart Writing, “Good Titles for the Video” activity  Activity Centers: Photos of students making and wearing/using toilet paper roll “Binoculars” in the Arts & Crafts Center, photos of students creating a Science Lab in the Pretend Play Center, photos of students engaging in Measuring Play in the Sensory Play Center

Theme	Topic	Text	Pacing					Evidence of Student Learning
<p>Early Concepts</p> 	<p>The Alphabet</p>	<p>A, Baby, C</p> 	<p><b><u>MAY 28</u></b></p> <p>Morning Message: Pg. 5</p> <p>Lesson 1: Pgs. 8-10</p> <p>Lesson 2: Pgs. 11-12</p> <p>Lesson 3: Pg. 13</p> <p>Lesson 4: Pg. 14</p> <p>Lesson 5: Pg. 15</p> <p>Activity Centers: Pgs. 6-7</p>	<p><b><u>MAY 29</u></b></p> <p>Morning Message: Pg. 5</p> <p>Lesson 6: Pg. 16</p> <p>Lesson 7: Pgs. 17-18</p> <p>Lesson 8: Pg. 19</p> <p>Lesson 9: Pg. 20</p> <p>Lesson 10: Pg. 21</p> <p>Activity Centers: Pgs. 6-7</p>	<p><b><u>JUNE 1</u></b></p> <p>Morning Message: Pg. 5</p> <p>Lesson 11: Pg. 22</p> <p>Lesson 12: Pgs. 23-24</p> <p>Lesson 13: Pg. 25</p> <p>Lesson 14: Pg. 26</p> <p>Lesson 15: Pg. 27</p> <p>Activity Centers: Pgs. 6-7</p>	<p><b><u>JUNE 2</u></b></p> <p>Morning Message: Pg. 5</p> <p>Lesson 16: Pg. 28</p> <p>Lesson 17: Pgs. 29-30</p> <p>Lesson 18: Pg. 31</p> <p>Lesson 19: Pg. 32</p> <p>Lesson 20: Pg. 33</p> <p>Activity Centers: Pgs. 6-7</p>	<p><b><u>JUNE 3</u></b></p> <p>Morning Message: Pg. 5</p> <p>Lesson 21: Pgs. 34-36</p> <p>Lesson 22: Pgs. 37-38</p> <p>Lesson 23: Pg. 39</p> <p>Lesson 24: Pg. 40</p> <p>Lesson 25: Pg. 41</p> <p>Activity Centers: Pgs. 6-7</p>	<p>Lessons:</p> <p>“Things we Like to Learn About” activity, photos of students participating in Shared Reading, photos of students engaging in Self-Directed Reading, Learning Letters activities, student Independent Writing samples, photos of students creating sentences from Predictable Chart Writing: Cut It, photos of students creating sentences from Predictable Chart Writing: Be It, student books created from Predictable Chart Writing, “Things We Do to Learn About Something New” activity</p> <p>Activity Centers:</p> <p>Photos of students participating in a “Watercolor Invisible Letters” activity in the Arts &amp; Crafts Center, photos of students writing letters in Shaving Cream in the Sensory Play Center, photos of students building letters with Pipe Cleaners in the STEM Center</p>

Theme	Topic	Text	Pacing					Evidence of Student Learning
<p>Early Concepts</p> 	<p>Colors</p>	<p>Rainbows are Radiant</p> 	<p><b><u>JUNE 8</u></b></p> <p>Morning Message: Pg. 5</p> <p>Lesson 1: Pgs. 8-10</p> <p>Lesson 2: Pgs. 11-12</p> <p>Lesson 3: Pg. 13</p> <p>Lesson 4: Pg. 14</p> <p>Lesson 5: Pg. 15</p> <p>Activity Centers: Pgs. 6-7</p>	<p><b><u>JUNE 9</u></b></p> <p>Morning Message: Pg. 5</p> <p>Lesson 6: Pg. 16</p> <p>Lesson 7: Pgs. 17-18</p> <p>Lesson 8: Pg. 19</p> <p>Lesson 9: Pg. 20</p> <p>Lesson 10: Pg. 21</p> <p>Activity Centers: Pgs. 6-7</p>	<p><b><u>JUNE 10</u></b></p> <p>Morning Message: Pg. 5</p> <p>Lesson 11: Pg. 22</p> <p>Lesson 12: Pgs. 23-24</p> <p>Lesson 13: Pg. 25</p> <p>Lesson 14: Pg. 26</p> <p>Lesson 15: Pg. 27</p> <p>Activity Centers: Pgs. 6-7</p>	<p><b><u>JUNE 11</u></b></p> <p>Morning Message: Pg. 5</p> <p>Lesson 16: Pg. 28</p> <p>Lesson 17: Pgs. 29-30</p> <p>Lesson 18: Pg. 31</p> <p>Lesson 19: Pg. 32</p> <p>Lesson 20: Pg. 33</p> <p>Activity Centers: Pgs. 6-7</p>	<p><b><u>JUNE 12</u></b></p> <p>Morning Message: Pg. 5</p> <p>Lesson 21: Pgs. 34-36</p> <p>Lesson 22: Pgs. 37-38</p> <p>Lesson 23: Pg. 39</p> <p>Lesson 24: Pg. 40</p> <p>Lesson 25: Pg. 41</p> <p>Activity Centers: Pgs. 6-7</p>	<p>Lessons:</p> <p>“Things We Learn About in School” activity, photos of students participating in Shared Reading, photos of students engaging in Self-Directed Reading, Learning Letters activities, student Independent Writing samples, photos of students creating sentences from Predictable Chart Writing: Cut It, photos of students creating sentences from Predictable Chart Writing: Be It, student books created from Predictable Chart Writing, “Good Titles for the Video” activity</p> <p>Activity Centers:</p> <p>Photos of students creating tie-dye coffee filters in the Arts &amp; Crafts Center, photos of students color mixing with Shaving Cream in the Sensory Play Center, photos of students sorting Pom Poms by colors in the STEM Center</p>

Theme	Topic	Text	Pacing				Evidence of Student Learning
Families 	All Families	All Shapes and Sizes 	<b><u>JUNE 15</u></b> Morning Message: Pg. 5 Lesson 1: Pgs. 8-10 Lesson 2: Pgs. 11-12 Lesson 3: Pg. 13 Lesson 4: Pg. 14 Lesson 5: Pg. 15 Lesson 6: Pg. 16 Activity Centers: Pgs. 6-7	<b><u>JUNE 16</u></b> Morning Message: Pg. 5 Lesson 7: Pgs. 17-18 Lesson 8: Pg. 19 Lesson 9: Pg. 20 Lesson 10: Pg. 21 Lesson 11: Pg. 22 Lesson 12: Pgs. 23-24 Lesson 13: Pg. 25 Activity Centers: Pgs. 6-7	<b><u>JUNE 17</u></b> Morning Message: Pg. 5 Lesson 14: Pg. 26 Lesson 15: Pg. 27 Lesson 16: Pg. 28 Lesson 17: Pgs. 29-30 Lesson 18: Pg. 31 Lesson 19: Pg. 32 Lesson 20: Pg. 33 Activity Centers: Pgs. 6-7	<b><u>JUNE 18</u></b> Morning Message: Pg. 5 Lesson 21: Pgs. 34-36 Lesson 22: Pgs. 37-38 Lesson 23: Pg. 39 Lesson 24: Pg. 40 Lesson 25: Pg. 41 Activity Centers: Pgs. 6-7	Lessons: “The People in Our Family” activity, photos of students participating in Shared Reading, photos of students engaging in Self-Directed Reading, Learning Letters activities, student Independent Writing samples, photos of students creating sentences from Predictable Chart Writing: Cut It, photos of students creating sentences from Predictable Chart Writing: Be It, student books created from Predictable Chart Writing, “Things That a Family Might Do to Show Love” activity  Activity Centers: Photos of students making Paper Plate Faces in the Arts & Crafts Center, photos of students exploring different movements in the Movement Center, photos of students making Paper Doll Families in the STEM Center



The ReadtopiaGO Emergent Literacy Measures provides a tool to monitor learner gains in reading, writing, and communication. Use the Emergent Literacy Measures to determine your learner’s profile, locate interventions, track progress across the school year, and plan for future student development.

**By June 18, 2026, please submit an Emergent Literacy Measures (online-Google Form) for each of your students.**

**Use the link on the P352X coaching website.**

**Please also submit either a Learning Letters or a Learning Letters PLUS Assessment (online-Google Form) for each of your students by June 18, 2026.**

**Use the link on the P352X coaching website.**

Theme	Topic	Text	Pacing					Evidence of Student Learning
<p>Families</p> 	Moms	<p>A Mother's Love</p> 	<p><b><u>JUNE 22</u></b></p> <p>Morning Message: Pg. 5</p> <p>Lesson 1: Pgs. 8-10</p> <p>Lesson 2: Pgs. 11-12</p> <p>Lesson 3: Pg. 13</p> <p>Lesson 4: Pg. 14</p> <p>Lesson 5: Pg. 15</p> <p>Activity Centers: Pgs. 6-7</p>	<p><b><u>JUNE 23</u></b></p> <p>Morning Message: Pg. 5</p> <p>Lesson 6: Pg. 16</p> <p>Lesson 7: Pgs. 17-18</p> <p>Lesson 8: Pg. 19</p> <p>Lesson 9: Pg. 20</p> <p>Lesson 10: Pg. 21</p> <p>Activity Centers: Pgs. 6-7</p>	<p><b><u>JUNE 24</u></b></p> <p>Morning Message: Pg. 5</p> <p>Lesson 11: Pg. 22</p> <p>Lesson 12: Pgs. 23-24</p> <p>Lesson 13: Pg. 25</p> <p>Lesson 14: Pg. 26</p> <p>Lesson 15: Pg. 27</p> <p>Activity Centers: Pgs. 6-7</p>	<p><b><u>JUNE 25</u></b></p> <p>Morning Message: Pg. 5</p> <p>Lesson 16: Pg. 28</p> <p>Lesson 17: Pgs. 29-30</p> <p>Lesson 18: Pg. 31</p> <p>Lesson 19: Pg. 32</p> <p>Lesson 20: Pg. 33</p> <p>Activity Centers: Pgs. 6-7</p>	<p><b><u>JUNE 26</u></b></p> <p>Morning Message: Pg. 5</p> <p>Lesson 21: Pgs. 34-36</p> <p>Lesson 22: Pgs. 37-38</p> <p>Lesson 23: Pg. 39</p> <p>Lesson 24: Pg. 40</p> <p>Lesson 25: Pg. 41</p> <p>Activity Centers: Pgs. 6-7</p>	<p>Lessons: "Words We Might Use to Describe Our Family" activity, photos of students participating in Shared Reading, photos of students engaging in Self-Directed Reading, Learning Letters activities, student Independent Writing samples, photos of students creating sentences from Predictable Chart Writing: Cut It, photos of students creating sentences from Predictable Chart Writing: Be It, student books created from Predictable Chart Writing, "Good Titles for the Video" activity</p> <p>Activity Centers: Photos of students making "Mom Puppets" in the Arts &amp; Crafts Center, photos of students making necklaces in the Sensory Play Center, photos of students creating "Mom &amp; Me Picture Frames" in the STEM Center</p>