







ReadtopiaGO Pacing Calendar 2025-26



Year 2: Collection 4



Marking Period 4: March 9 - May 1 (7 weeks)



Theme	Topic	Text	Pacing				Evidence of Student Learning
Relationships 	What is a Friend?	A Friend Is 	<u>MARCH 9</u> Morning Message: Pg. 5 Lesson 1: Pgs. 8-10 Lesson 2: Pgs. 11-12 Lesson 3: Pg. 13 Lesson 4: Pg. 14 Lesson 5: Pg. 15 Lesson 6: Pg. 16 Activity Centers: Pgs. 6-7	<u>MARCH 10</u> Morning Message: Pg. 5 Lesson 7: Pgs. 17-18 Lesson 8: Pg. 19 Lesson 9: Pg. 20 Lesson 10: Pg. 21 Lesson 11: Pg. 22 Lesson 12: Pgs. 23-24 Lesson 13: Pg. 25 Activity Centers: Pgs. 6-7	<u>MARCH 11</u> Morning Message: Pg. 5 Lesson 14: Pg. 26 Lesson 15: Pg. 27 Lesson 16: Pg. 28 Lesson 17: Pgs. 29-30 Lesson 18: Pg. 31 Lesson 19: Pg. 32 Lesson 20: Pg. 33 Activity Centers: Pgs. 6-7	<u>MARCH 12</u> Morning Message: Pg. 5 Lesson 21: Pgs. 34-36 Lesson 22: Pgs. 37-38 Lesson 23: Pg. 39 Lesson 24: Pg. 40 Lesson 25: Pg. 41 Activity Centers: Pgs. 6-7	Lessons: "Our Friends" activity, photos of students participating in Shared Reading, photos of students engaging in Self-Directed Reading, Learning Letters activities, student Independent Writing samples, photos of students creating sentences from Predictable Chart Writing: Cut It, photos of students creating sentences from Predictable Chart Writing: Be It, student books created from Predictable Chart Writing, "A Good Friend" activity Activity Centers: Photos of students making Friendship Bracelets in the Arts & Crafts Center, photos of students participating in a "Friends of the Day" activity in the Movement Center, photos of students setting up and labeling their collections in the Pretend Play Center



Theme	Topic	Text	Pacing				Evidence of Student Learning
Relationships 	Friends New and Old	My Friends 	<u>MARCH 13</u> Morning Message: Pg. 5 Lesson 1: Pgs. 8-10 Lesson 2: Pgs. 11-12 Lesson 3: Pg. 13 Lesson 4: Pg. 14 Lesson 5: Pg. 15 Lesson 6: Pg. 16 Activity Centers: Pgs. 6-7	<u>MARCH 16</u> Morning Message: Pg. 5 Lesson 7: Pgs. 17-18 Lesson 8: Pg. 19 Lesson 9: Pg. 20 Lesson 10: Pg. 21 Lesson 11: Pg. 22 Lesson 12: Pgs. 23-24 Lesson 13: Pg. 25 Activity Centers: Pgs. 6-7	<u>MARCH 17</u> Morning Message: Pg. 5 Lesson 14: Pg. 26 Lesson 15: Pg. 27 Lesson 16: Pg. 28 Lesson 17: Pgs. 29-30 Lesson 18: Pg. 31 Lesson 19: Pg. 32 Lesson 20: Pg. 33 Activity Centers: Pgs. 6-7	<u>MARCH 18</u> Morning Message: Pg. 5 Lesson 21: Pgs. 34-36 Lesson 22: Pgs. 37-38 Lesson 23: Pg. 39 Lesson 24: Pg. 40 Lesson 25: Pg. 41 Activity Centers: Pgs. 6-7	Lessons: “Things Our Friends Do” activity, photos of students participating in Shared Reading, photos of students engaging in Self-Directed Reading, Learning Letters activities, student Independent Writing samples, photos of students creating sentences from Predictable Chart Writing: Cut It, photos of students creating sentences from Predictable Chart Writing: Be It, student books created from Predictable Chart Writing, “Good Titles for the Video” activity Activity Centers: Photos of students participating in a “That’s Me!” activity in the Movement Center, photos of students making a Circle of Friends mural in the Sensory Play Center, photos of students making a friendship chain in the STEM Center



Theme	Topic	Text	Pacing				Evidence of Student Learning
<p>Life Cycles</p> 	<p>Seed to Plant</p>	<p>One Small Seed</p> 	<p><u>MARCH 19</u></p> <p>Morning Message: Pg. 5</p> <p>Lesson 1: Pgs. 8-10</p> <p>Lesson 2: Pgs. 11-12</p> <p>Lesson 3: Pg. 13</p> <p>Lesson 4: Pg. 14</p> <p>Lesson 5: Pg. 15</p> <p>Lesson 6: Pg. 16</p> <p>Activity Centers: Pgs. 6-7</p>	<p><u>MARCH 23</u></p> <p>Morning Message: Pg. 5</p> <p>Lesson 7: Pgs. 17-18</p> <p>Lesson 8: Pg. 19</p> <p>Lesson 9: Pg. 20</p> <p>Lesson 10: Pg. 21</p> <p>Lesson 11: Pg. 22</p> <p>Lesson 12: Pgs. 23-24</p> <p>Lesson 13: Pg. 25</p> <p>Activity Centers: Pgs. 6-7</p>	<p><u>MARCH 24</u></p> <p>Morning Message: Pg. 5</p> <p>Lesson 14: Pg. 26</p> <p>Lesson 15: Pg. 27</p> <p>Lesson 16: Pg. 28</p> <p>Lesson 17: Pgs. 29-30</p> <p>Lesson 18: Pg. 31</p> <p>Lesson 19: Pg. 32</p> <p>Lesson 20: Pg. 33</p> <p>Activity Centers: Pgs. 6-7</p>	<p><u>MARCH 25</u></p> <p>Morning Message: Pg. 5</p> <p>Lesson 21: Pgs. 34-36</p> <p>Lesson 22: Pgs. 37-38</p> <p>Lesson 23: Pg. 39</p> <p>Lesson 24: Pg. 40</p> <p>Lesson 25: Pg. 41</p> <p>Activity Centers: Pgs. 6-7</p>	<p>Lessons: “Plants We See” activity, photos of students participating in Shared Reading, photos of students engaging in Self-Directed Reading, Learning Letters activities, student Independent Writing samples, photos of students creating sentences from Predictable Chart Writing: Cut It, photos of students creating sentences from Predictable Chart Writing: Be It, student books created from Predictable Chart Writing, “Plants Need” activity</p> <p>Activity Centers: Photos of students going on a Seed and Plant Hunt in the Movement Center, photos of students participating in a Seed Tasting activity in the Sensory Play Center, photos of students observing roots growing from seeds in the STEM Center</p>

Theme	Topic	Text	Pacing				Evidence of Student Learning
<p>Life Cycles</p> 	<p>Trees</p>	<p>The Givers of the World</p> 	<p><u>MARCH 26</u></p> <p>Morning Message: Pg. 5</p> <p>Lesson 1: Pgs. 8-10</p> <p>Lesson 2: Pgs. 11-12</p> <p>Lesson 3: Pg. 13</p> <p>Lesson 4: Pg. 14</p> <p>Lesson 5: Pg. 15</p> <p>Lesson 6: Pg. 16</p> <p>Activity Centers: Pgs. 6-7</p>	<p><u>MARCH 27</u></p> <p>Morning Message: Pg. 5</p> <p>Lesson 7: Pgs. 17-18</p> <p>Lesson 8: Pg. 19</p> <p>Lesson 9: Pg. 20</p> <p>Lesson 10: Pg. 21</p> <p>Lesson 11: Pg. 22</p> <p>Lesson 12: Pgs. 23-24</p> <p>Lesson 13: Pg. 25</p> <p>Activity Centers: Pgs. 6-7</p>	<p><u>MARCH 30</u></p> <p>Morning Message: Pg. 5</p> <p>Lesson 14: Pg. 26</p> <p>Lesson 15: Pg. 27</p> <p>Lesson 16: Pg. 28</p> <p>Lesson 17: Pgs. 29-30</p> <p>Lesson 18: Pg. 31</p> <p>Lesson 19: Pg. 32</p> <p>Lesson 20: Pg. 33</p> <p>Activity Centers: Pgs. 6-7</p>	<p><u>MARCH 31</u></p> <p>Morning Message: Pg. 5</p> <p>Lesson 21: Pgs. 34-36</p> <p>Lesson 22: Pgs. 37-38</p> <p>Lesson 23: Pg. 39</p> <p>Lesson 24: Pg. 40</p> <p>Lesson 25: Pg. 41</p> <p>Activity Centers: Pgs. 6-7</p>	<p>Lessons:</p> <p>“What Trees Give” activity, photos of students participating in Shared Reading, photos of students engaging in Self-Directed Reading, Learning Letters activities, student Independent Writing samples, photos of students creating sentences from Predictable Chart Writing: Cut It, photos of students creating sentences from Predictable Chart Writing: Be It, student books created from Predictable Chart Writing, “Good Titles for the Video” activity</p> <p>Activity Centers:</p> <p>Photos of students painting tree branches in the Arts & Crafts Center, photos of students making “Tree Snacks” in the Sensory Play Center, photos of students exploring bark from different trees in the STEM Center</p>

Theme	Topic	Text	Pacing				Evidence of Student Learning
<p>Communicating</p> 	<p>Saying Please and Thank You</p>	<p>Good Words To Know</p> 	<p><u>APRIL 1</u></p> <p>Morning Message: Pg. 5</p> <p>Lesson 1: Pgs. 8-10</p> <p>Lesson 2: Pgs. 11-12</p> <p>Lesson 3: Pg. 13</p> <p>Lesson 4: Pg. 14</p> <p>Lesson 5: Pg. 15</p> <p>Lesson 6: Pg. 16</p> <p>Activity Centers: Pgs. 6-7</p>	<p><u>APRIL 13</u></p> <p>Morning Message: Pg. 5</p> <p>Lesson 7: Pgs. 17-18</p> <p>Lesson 8: Pg. 19</p> <p>Lesson 9: Pg. 20</p> <p>Lesson 10: Pg. 21</p> <p>Lesson 11: Pg. 22</p> <p>Lesson 12: Pgs. 23-24</p> <p>Lesson 13: Pg. 25</p> <p>Activity Centers: Pgs. 6-7</p>	<p><u>APRIL 14</u></p> <p>Morning Message: Pg. 5</p> <p>Lesson 14: Pg. 26</p> <p>Lesson 15: Pg. 27</p> <p>Lesson 16: Pg. 28</p> <p>Lesson 17: Pgs. 29-30</p> <p>Lesson 18: Pg. 31</p> <p>Lesson 19: Pg. 32</p> <p>Lesson 20: Pg. 33</p> <p>Activity Centers: Pgs. 6-7</p>	<p><u>APRIL 15</u></p> <p>Morning Message: Pg. 5</p> <p>Lesson 21: Pgs. 34-36</p> <p>Lesson 22: Pgs. 37-38</p> <p>Lesson 23: Pg. 39</p> <p>Lesson 24: Pg. 40</p> <p>Lesson 25: Pg. 41</p> <p>Activity Centers: Pgs. 6-7</p>	<p>Lessons:</p> <p>“Feelings We Have” activity, photos of students participating in Shared Reading, photos of students engaging in Self-Directed Reading, Learning Letters activities, student Independent Writing samples, photos of students creating sentences from Predictable Chart Writing: Cut It, photos of students creating sentences from Predictable Chart Writing: Be It, student books created from Predictable Chart Writing, “When I am Happy” activity</p> <p>Activity Centers:</p> <p>Photos of students using signs to say please and thank you in the Movement Center, photos of students participating in a Please and Thank You Passing activity in the Pretend Play Center, photos of students using a Please and Thank You Chart in the STEM Center</p>

Theme	Topic	Text	Pacing				Evidence of Student Learning
Communicating 	Body Language	Look For It 	<u>APRIL 16</u> Morning Message: Pg. 5 Lesson 1: Pgs. 8-10 Lesson 2: Pgs. 11-12 Lesson 3: Pg. 13 Lesson 4: Pg. 14 Lesson 5: Pg. 15 Lesson 6: Pg. 16 Activity Centers: Pgs. 6-7	<u>APRIL 17</u> Morning Message: Pg. 5 Lesson 7: Pgs. 17-18 Lesson 8: Pg. 19 Lesson 9: Pg. 20 Lesson 10: Pg. 21 Lesson 11: Pg. 22 Lesson 12: Pgs. 23-24 Lesson 13: Pg. 25 Activity Centers: Pgs. 6-7	<u>APRIL 20</u> Morning Message: Pg. 5 Lesson 14: Pg. 26 Lesson 15: Pg. 27 Lesson 16: Pg. 28 Lesson 17: Pgs. 29-30 Lesson 18: Pg. 31 Lesson 19: Pg. 32 Lesson 20: Pg. 33 Activity Centers: Pgs. 6-7	<u>APRIL 21</u> Morning Message: Pg. 5 Lesson 21: Pgs. 34-36 Lesson 22: Pgs. 37-38 Lesson 23: Pg. 39 Lesson 24: Pg. 40 Lesson 25: Pg. 41 Activity Centers: Pgs. 6-7	Lessons: “When I am Mad” activity, photos of students participating in Shared Reading, photos of students engaging in Self-Directed Reading, Learning Letters activities, student Independent Writing samples, photos of students creating sentences from Predictable Chart Writing: Cut It, photos of students creating sentences from Predictable Chart Writing: Be It, student books created from Predictable Chart Writing, “Good Titles for the Video” activity Activity Centers: Photos of students “Striking a Pose” in the Arts & Crafts Center, photos of students guessing what feeling is being reflected in a pose in the Movement Center, photos of students going on a “Body Language Hunt” in the STEM Center

Theme	Topic	Text	Pacing				Evidence of Student Learning
<p>Land Around Me</p> 	<p>Earth Day</p>	<p>Happy Earth Day</p> 	<p><u>APRIL 22</u></p> <p>Morning Message: Pg. 5</p> <p>Lesson 1: Pgs. 8-10</p> <p>Lesson 2: Pgs. 11-12</p> <p>Lesson 3: Pg. 13</p> <p>Lesson 4: Pg. 14</p> <p>Lesson 5: Pg. 15</p> <p>Lesson 6: Pg. 16</p> <p>Activity Centers: Pgs. 6-7</p>	<p><u>APRIL 23</u></p> <p>Morning Message: Pg. 5</p> <p>Lesson 7: Pgs. 17-18</p> <p>Lesson 8: Pg. 19</p> <p>Lesson 9: Pg. 20</p> <p>Lesson 10: Pg. 21</p> <p>Lesson 11: Pg. 22</p> <p>Lesson 12: Pgs. 23-24</p> <p>Lesson 13: Pg. 25</p> <p>Activity Centers: Pgs. 6-7</p>	<p><u>APRIL 24</u></p> <p>Morning Message: Pg. 5</p> <p>Lesson 14: Pg. 26</p> <p>Lesson 15: Pg. 27</p> <p>Lesson 16: Pg. 28</p> <p>Lesson 17: Pgs. 29-30</p> <p>Lesson 18: Pg. 31</p> <p>Lesson 19: Pg. 32</p> <p>Lesson 20: Pg. 33</p> <p>Activity Centers: Pgs. 6-7</p>	<p><u>APRIL 27</u></p> <p>Morning Message: Pg. 5</p> <p>Lesson 21: Pgs. 34-36</p> <p>Lesson 22: Pgs. 37-38</p> <p>Lesson 23: Pg. 39</p> <p>Lesson 24: Pg. 40</p> <p>Lesson 25: Pg. 41</p> <p>Activity Centers: Pgs. 6-7</p>	<p>Lessons: “Holidays” activity, photos of students participating in Shared Reading, photos of students engaging in Self-Directed Reading, Learning Letters activities, student Independent Writing samples, photos of students creating sentences from Predictable Chart Writing: Cut It, photos of students creating sentences from Predictable Chart Writing: Be It, student books created from Predictable Chart Writing, “Our Earth” activity</p> <p>Activity Centers: Photos of students creating coffee filter earths in the Arts & Crafts Center, photos of students on an “Earth Day Scavenger Hunt” in the Movement Center, photos of students making “mini earths” in the Sensory Play Center</p>

Theme	Topic	Text	Pacing				Evidence of Student Learning
Land Around Me 	Helping the Earth	The Three R's 	<u>APRIL 28</u> Morning Message: Pg. 5 Lesson 1: Pgs. 8-10 Lesson 2: Pgs. 11-12 Lesson 3: Pg. 13 Lesson 4: Pg. 14 Lesson 5: Pg. 15 Lesson 6: Pg. 16 Activity Centers: Pgs. 6-7	<u>APRIL 29</u> Morning Message: Pg. 5 Lesson 7: Pgs. 17-18 Lesson 8: Pg. 19 Lesson 9: Pg. 20 Lesson 10: Pg. 21 Lesson 11: Pg. 22 Lesson 12: Pgs. 23-24 Lesson 13: Pg. 25 Activity Centers: Pgs. 6-7	<u>APRIL 30</u> Morning Message: Pg. 5 Lesson 14: Pg. 26 Lesson 15: Pg. 27 Lesson 16: Pg. 28 Lesson 17: Pgs. 29-30 Lesson 18: Pg. 31 Lesson 19: Pg. 32 Lesson 20: Pg. 33 Activity Centers: Pgs. 6-7	<u>MAY 1</u> Morning Message: Pg. 5 Lesson 21: Pgs. 34-36 Lesson 22: Pgs. 37-38 Lesson 23: Pg. 39 Lesson 24: Pg. 40 Lesson 25: Pg. 41 Activity Centers: Pgs. 6-7	Lessons: "Taking Care of the Earth" activity, photos of students participating in Shared Reading, photos of students engaging in Self-Directed Reading, Learning Letters activities, student Independent Writing samples, photos of students creating sentences from Predictable Chart Writing: Cut It, photos of students creating sentences from Predictable Chart Writing: Be It, student books created from Predictable Chart Writing, "Good Titles for the Video" activity Activity Centers: Photos of students making a Recycled Sculpture in the Arts & Crafts Center, photos of students creating a "Character Friend" in the Pretend Play Center, photos of students sorting items into bins for recycling in the STEM Center

The ReadtopiaGO Emergent Literacy Measures provides a tool to monitor learner gains in reading, writing, and communication. Use the Emergent Literacy Measures to determine your learner's profile, locate interventions, track progress across the school year, and plan for future student development.

At the end of MP4, by May 1, 2026, please submit an Emergent Literacy Measures (online-Google Form) for each of your students. Use the link on the P352X coaching website.

Please also submit either a Learning Letters or a Learning Letters PLUS Assessment (online-Google Form) for each of your students by May 1, 2026. Use the link on the P352X coaching website.