







ReadtopiaGO Pacing Calendar 2025-26



Year 2: Collection 3



Marking Period 3: January 12 - March 6 (7 weeks)



Theme	Topic	Text	Pacing					Evidence of Student Learning
Grit and Resilience 	Your Growing Brain	Grow Your Brain 	<u>JAN. 12</u> Morning Message: Pg. 5 Lesson 1: Pgs. 8-10 Lesson 2: Pgs. 11-12 Lesson 3: Pg. 13 Lesson 4: Pg. 14 Lesson 5: Pg. 15 Activity Centers: Pgs. 6-7	<u>JAN. 13</u> Morning Message: Pg. 5 Lesson 6: Pg. 16 Lesson 7: Pgs. 17-18 Lesson 8: Pg. 19 Lesson 9: Pg. 20 Lesson 10: Pg. 21 Activity Centers: Pgs. 6-7	<u>JAN. 14</u> Morning Message: Pg. 5 Lesson 11: Pg. 22 Lesson 12: Pgs. 23-24 Lesson 13: Pg. 25 Lesson 14: Pg. 26 Lesson 15: Pg. 27 Activity Centers: Pgs. 6-7	<u>JAN. 15</u> Morning Message: Pg. 5 Lesson 16: Pg. 28 Lesson 17: Pgs. 29-30 Lesson 18: Pg. 31 Lesson 19: Pg. 32 Lesson 20: Pg. 33 Activity Centers: Pgs. 6-7	<u>JAN. 16</u> Morning Message: Pg. 5 Lesson 21: Pgs. 34-36 Lesson 22: Pgs. 37-38 Lesson 23: Pg. 39 Lesson 24: Pg. 40 Lesson 25: Pg. 41 Activity Centers: Pgs. 6-7	Lessons: “Using My Brain” activity, photos of students participating in Shared Reading, photos of students engaging in Self-Directed Reading, Learning Letters activities, student Independent Writing samples, photos of students creating sentences from Predictable Chart Writing: Cut It, photos of students creating sentences from Predictable Chart Writing: Be It, student books created from Predictable Chart Writing, “Ways to Grow Our Brains” activity Activity Centers: Photos of students making a Rain Stick in the Arts & Crafts Center, photos of students making “Brains” in the Sensory Play Center, photos of students making new shapes (tangram or other novel building components) in the STEM Center



Theme	Topic	Text	Pacing				Evidence of Student Learning
<p>Grit and Resilience</p> 	Brain Breaks	<p>A Brain Break for Elena</p> 	<p><u>JAN. 20</u></p> <p>Morning Message: Pg. 5</p> <p>Lesson 1: Pgs. 8-10</p> <p>Lesson 2: Pgs. 11-12</p> <p>Lesson 3: Pg. 13</p> <p>Lesson 4: Pg. 14</p> <p>Lesson 5: Pg. 15</p> <p>Lesson 6: Pg. 16</p> <p>Activity Centers: Pgs. 6-7</p>	<p><u>JAN. 21</u></p> <p>Morning Message: Pg. 5</p> <p>Lesson 7: Pgs. 17-18</p> <p>Lesson 8: Pg. 19</p> <p>Lesson 9: Pg. 20</p> <p>Lesson 10: Pg. 21</p> <p>Lesson 11: Pg. 22</p> <p>Lesson 12: Pgs. 23-24</p> <p>Lesson 13: Pg. 25</p> <p>Activity Centers: Pgs. 6-7</p>	<p><u>JAN. 22</u></p> <p>Morning Message: Pg. 5</p> <p>Lesson 14: Pg. 26</p> <p>Lesson 15: Pg. 27</p> <p>Lesson 16: Pg. 28</p> <p>Lesson 17: Pgs. 29-30</p> <p>Lesson 18: Pg. 31</p> <p>Lesson 19: Pg. 32</p> <p>Lesson 20: Pg. 33</p> <p>Activity Centers: Pgs. 6-7</p>	<p><u>JAN. 23</u></p> <p>Morning Message: Pg. 5</p> <p>Lesson 21: Pgs. 34-36</p> <p>Lesson 22: Pgs. 37-38</p> <p>Lesson 23: Pg. 39</p> <p>Lesson 24: Pg. 40</p> <p>Lesson 25: Pg. 41</p> <p>Activity Centers: Pgs. 6-7</p>	<p>Lessons:</p> <p>“Calming Down” activity, photos of students participating in Shared Reading, photos of students engaging in Self-Directed Reading, Learning Letters activities, student Independent Writing samples, photos of students creating sentences from Predictable Chart Writing: Cut It, photos of students creating sentences from Predictable Chart Writing: Be It, student books created from Predictable Chart Writing, “Good Titles for the Video” activity</p> <p>Activity Centers:</p> <p>Photos of students making a Rain Stick in the Arts & Crafts Center, photos of students doing “Buddy Breathing” in the Movement Center, photos of students making a Sensory Book in the Sensory Play Center</p>



Theme	Topic	Text	Pacing				Evidence of Student Learning
<p>Wonderful Weather</p> 	<p>About Weather</p>	<p>Weather, Weather!</p> 	<p><u>JAN. 26</u> Morning Message: Pg. 5 Lesson 1: Pgs. 8-10 Lesson 2: Pgs. 11-12 Lesson 3: Pg. 13 Lesson 4: Pg. 14 Lesson 5: Pg. 15 Lesson 6: Pg. 16 Activity Centers: Pgs. 6-7</p>	<p><u>JAN. 27</u> Morning Message: Pg. 5 Lesson 7: Pgs. 17-18 Lesson 8: Pg. 19 Lesson 9: Pg. 20 Lesson 10: Pg. 21 Lesson 11: Pg. 22 Lesson 12: Pgs. 23-24 Lesson 13: Pg. 25 Activity Centers: Pgs. 6-7</p>	<p><u>JAN. 28</u> Morning Message: Pg. 5 Lesson 14: Pg. 26 Lesson 15: Pg. 27 Lesson 16: Pg. 28 Lesson 17: Pgs. 29-30 Lesson 18: Pg. 31 Lesson 19: Pg. 32 Lesson 20: Pg. 33 Activity Centers: Pgs. 6-7</p>	<p><u>JAN. 29</u> Morning Message: Pg. 5 Lesson 21: Pgs. 34-36 Lesson 22: Pgs. 37-38 Lesson 23: Pg. 39 Lesson 24: Pg. 40 Lesson 25: Pg. 41 Activity Centers: Pgs. 6-7</p>	<p>Lessons: “Weather” activity, photos of students participating in Shared Reading, photos of students engaging in Self-Directed Reading, Learning Letters activities, student Independent Writing samples, photos of students creating sentences from Predictable Chart Writing: Cut It, photos of students creating sentences from Predictable Chart Writing: Be It, student books created from Predictable Chart Writing, “Words for Weather” activity</p> <p>Activity Centers: Photos of students creating a Rainy Day Drawing in the Arts & Crafts Center, photos of students playing “Weather Dress Up” in the Pretend Play Center, photos of students making a DIY Rain Gauge in the STEM Center</p>

Theme	Topic	Text	Pacing				Evidence of Student Learning
<p data-bbox="289 326 443 391">Wonderful Weather</p> 	<p data-bbox="493 326 579 354">Snow</p>	<p data-bbox="672 326 825 391">We LOVE Snow!</p> 	<p data-bbox="871 326 974 354"><u>JAN. 30</u></p> <p data-bbox="871 391 989 480">Morning Message: Pg. 5</p> <p data-bbox="871 518 989 574">Lesson 1: Pgs. 8-10</p> <p data-bbox="871 612 1001 669">Lesson 2: Pgs. 11-12</p> <p data-bbox="871 706 989 763">Lesson 3: Pg. 13</p> <p data-bbox="871 800 989 857">Lesson 4: Pg. 14</p> <p data-bbox="871 894 989 951">Lesson 5: Pg. 15</p> <p data-bbox="871 989 989 1045">Lesson 6: Pg. 16</p> <p data-bbox="871 1083 974 1172">Activity Centers: Pgs. 6-7</p>	<p data-bbox="1039 326 1142 354"><u>FEB. 2</u></p> <p data-bbox="1039 391 1157 480">Morning Message: Pg. 5</p> <p data-bbox="1039 518 1157 574">Lesson 7: Pgs. 17-18</p> <p data-bbox="1039 612 1157 669">Lesson 8: Pg. 19</p> <p data-bbox="1039 706 1157 763">Lesson 9: Pg. 20</p> <p data-bbox="1039 800 1157 857">Lesson 10: Pg. 21</p> <p data-bbox="1039 894 1157 951">Lesson 11: Pg. 22</p> <p data-bbox="1039 989 1157 1045">Lesson 12: Pgs. 23-24</p> <p data-bbox="1039 1083 1157 1140">Lesson 13: Pg. 25</p> <p data-bbox="1039 1177 1142 1266">Activity Centers: Pgs. 6-7</p>	<p data-bbox="1207 326 1310 354"><u>FEB. 3</u></p> <p data-bbox="1207 391 1325 480">Morning Message: Pg. 5</p> <p data-bbox="1207 518 1325 574">Lesson 14: Pg. 26</p> <p data-bbox="1207 612 1325 669">Lesson 15: Pg. 27</p> <p data-bbox="1207 706 1325 763">Lesson 16: Pg. 28</p> <p data-bbox="1207 800 1325 857">Lesson 17: Pgs. 29-30</p> <p data-bbox="1207 894 1325 951">Lesson 18: Pg. 31</p> <p data-bbox="1207 989 1325 1045">Lesson 19: Pg. 32</p> <p data-bbox="1207 1083 1325 1140">Lesson 20: Pg. 33</p> <p data-bbox="1207 1177 1310 1266">Activity Centers: Pgs. 6-7</p>	<p data-bbox="1375 326 1478 354"><u>FEB. 4</u></p> <p data-bbox="1375 391 1493 480">Morning Message: Pg. 5</p> <p data-bbox="1375 518 1493 574">Lesson 21: Pgs. 34-36</p> <p data-bbox="1375 612 1493 669">Lesson 22: Pgs. 37-38</p> <p data-bbox="1375 706 1493 763">Lesson 23: Pg. 39</p> <p data-bbox="1375 800 1493 857">Lesson 24: Pg. 40</p> <p data-bbox="1375 894 1493 951">Lesson 25: Pg. 41</p> <p data-bbox="1375 989 1478 1078">Activity Centers: Pgs. 6-7</p>	<p data-bbox="1543 326 1808 873">Lessons: “Learning About Weather” activity, photos of students participating in Shared Reading, photos of students engaging in Self-Directed Reading, Learning Letters activities, student Independent Writing samples, photos of students creating sentences from Predictable Chart Writing: Cut It, photos of students creating sentences from Predictable Chart Writing: Be It, student books created from Predictable Chart Writing, “Good Titles for the Video” activity</p> <p data-bbox="1543 911 1808 1166">Activity Centers: Photos of students making a tracks or footprints in the Pretend Play Center, photos of students creating a Snow Scene in the Sensory Play Center, photos of students sorting weather related items in the STEM Center</p>

Theme	Topic	Text	Pacing				Evidence of Student Learning
Healthy Me 	Exercise	Move Your Body 	<u>FEB. 5</u> Morning Message: Pg. 5 Lesson 1: Pgs. 8-10 Lesson 2: Pgs. 11-12 Lesson 3: Pg. 13 Lesson 4: Pg. 14 Lesson 5: Pg. 15 Lesson 6: Pg. 16 Activity Centers: Pgs. 6-7	<u>FEB. 6</u> Morning Message: Pg. 5 Lesson 7: Pgs. 17-18 Lesson 8: Pg. 19 Lesson 9: Pg. 20 Lesson 10: Pg. 21 Lesson 11: Pg. 22 Lesson 12: Pgs. 23-24 Lesson 13: Pg. 25 Activity Centers: Pgs. 6-7	<u>FEB. 9</u> Morning Message: Pg. 5 Lesson 14: Pg. 26 Lesson 15: Pg. 27 Lesson 16: Pg. 28 Lesson 17: Pgs. 29-30 Lesson 18: Pg. 31 Lesson 19: Pg. 32 Lesson 20: Pg. 33 Activity Centers: Pgs. 6-7	<u>FEB. 10</u> Morning Message: Pg. 5 Lesson 21: Pgs. 34-36 Lesson 22: Pgs. 37-38 Lesson 23: Pg. 39 Lesson 24: Pg. 40 Lesson 25: Pg. 41 Activity Centers: Pgs. 6-7	Lessons: “Moving My Body” activity, photos of students participating in Shared Reading, photos of students engaging in Self-Directed Reading, Learning Letters activities, student Independent Writing samples, photos of students creating sentences from Predictable Chart Writing: Cut It, photos of students creating sentences from Predictable Chart Writing: Be It, student books created from Predictable Chart Writing, “Taking Care of Our Bodies” activity Activity Centers: Photos of students “Crossing the River” in the Pretend Play Center, photos of students playing “Keep it Up!” in the Movement Center, photos of students making bubbles in the Sensory Play Center

Theme	Topic	Text	Pacing				Evidence of Student Learning
Healthy Me 	Sleep Habits	Sleep Well 	<u>FEB. 11</u> Morning Message: Pg. 5 Lesson 1: Pgs. 8-10 Lesson 2: Pgs. 11-12 Lesson 3: Pg. 13 Lesson 4: Pg. 14 Lesson 5: Pg. 15 Lesson 6: Pg. 16 Activity Centers: Pgs. 6-7	<u>FEB. 12</u> Morning Message: Pg. 5 Lesson 7: Pgs. 17-18 Lesson 8: Pg. 19 Lesson 9: Pg. 20 Lesson 10: Pg. 21 Lesson 11: Pg. 22 Lesson 12: Pgs. 23-24 Lesson 13: Pg. 25 Activity Centers: Pgs. 6-7	<u>FEB. 13</u> Morning Message: Pg. 5 Lesson 14: Pg. 26 Lesson 15: Pg. 27 Lesson 16: Pg. 28 Lesson 17: Pgs. 29-30 Lesson 18: Pg. 31 Lesson 19: Pg. 32 Lesson 20: Pg. 33 Activity Centers: Pgs. 6-7	<u>FEB. 23</u> Morning Message: Pg. 5 Lesson 21: Pgs. 34-36 Lesson 22: Pgs. 37-38 Lesson 23: Pg. 39 Lesson 24: Pg. 40 Lesson 25: Pg. 41 Activity Centers: Pgs. 6-7	Lessons: “Getting Ready for Bed” activity, photos of students participating in Shared Reading, photos of students engaging in Self-Directed Reading, Learning Letters activities, student Independent Writing samples, photos of students creating sentences from Predictable Chart Writing: Cut It, photos of students creating sentences from Predictable Chart Writing: Be It, student books created from Predictable Chart Writing, “Good Titles for the Video” activity Activity Centers: Photos of students painting and counting sheep in the Arts & Crafts Center, photos of students participating in a “School Day Sleepover” in the Pretend Play Center, photos of students making or wearing a DIY Eye Pillow in the Sensory Play Center

Theme	Topic	Text	Pacing				Evidence of Student Learning
<p>Doing My Part</p> 	<p>Getting Dressed</p>	<p>Thanks, Clothes</p> 	<p><u>FEB. 24</u></p> <p>Morning Message: Pg. 5</p> <p>Lesson 1: Pgs. 8-10</p> <p>Lesson 2: Pgs. 11-12</p> <p>Lesson 3: Pg. 13</p> <p>Lesson 4: Pg. 14</p> <p>Lesson 5: Pg. 15</p> <p>Lesson 6: Pg. 16</p> <p>Activity Centers: Pgs. 6-7</p>	<p><u>FEB. 25</u></p> <p>Morning Message: Pg. 5</p> <p>Lesson 7: Pgs. 17-18</p> <p>Lesson 8: Pg. 19</p> <p>Lesson 9: Pg. 20</p> <p>Lesson 10: Pg. 21</p> <p>Lesson 11: Pg. 22</p> <p>Lesson 12: Pgs. 23-24</p> <p>Lesson 13: Pg. 25</p> <p>Activity Centers: Pgs. 6-7</p>	<p><u>FEB. 26</u></p> <p>Morning Message: Pg. 5</p> <p>Lesson 14: Pg. 26</p> <p>Lesson 15: Pg. 27</p> <p>Lesson 16: Pg. 28</p> <p>Lesson 17: Pgs. 29-30</p> <p>Lesson 18: Pg. 31</p> <p>Lesson 19: Pg. 32</p> <p>Lesson 20: Pg. 33</p> <p>Activity Centers: Pgs. 6-7</p>	<p><u>FEB. 27</u></p> <p>Morning Message: Pg. 5</p> <p>Lesson 21: Pgs. 34-36</p> <p>Lesson 22: Pgs. 37-38</p> <p>Lesson 23: Pg. 39</p> <p>Lesson 24: Pg. 40</p> <p>Lesson 25: Pg. 41</p> <p>Activity Centers: Pgs. 6-7</p>	<p>Lessons:</p> <p>“School Clothes” activity, photos of students participating in Shared Reading, photos of students engaging in Self-Directed Reading, Learning Letters activities, student Independent Writing samples, photos of students creating sentences from Predictable Chart Writing: Cut It, photos of students creating sentences from Predictable Chart Writing: Be It, student books created from Predictable Chart Writing, “Ready for School” activity</p> <p>Activity Centers:</p> <p>Photos of students playing Simon Says in the Movement Center, photos of students dressing dolls or bears in the Pretend Play Center, photos of students participating in a “Bundle Up” activity in the Sensory Play Center</p>

Theme	Topic	Text	Pacing					Evidence of Student Learning
Doing My Part 	Ready for School	The Night Before 	<u>MARCH 2</u> Morning Message: Pg. 5 Lesson 1: Pgs. 8-10 Lesson 2: Pgs. 11-12 Lesson 3: Pg. 13 Lesson 4: Pg. 14 Lesson 5: Pg. 15 Activity Centers: Pgs. 6-7	<u>MARCH 3</u> Morning Message: Pg. 5 Lesson 6: Pg. 16 Lesson 7: Pgs. 17-18 Lesson 8: Pg. 19 Lesson 9: Pg. 20 Lesson 10: Pg. 21 Activity Centers: Pgs. 6-7	<u>MARCH 4</u> Morning Message: Pg. 5 Lesson 11: Pg. 22 Lesson 12: Pgs. 23-24 Lesson 13: Pg. 25 Lesson 14: Pg. 26 Lesson 15: Pg. 27 Activity Centers: Pgs. 6-7	<u>MARCH 5</u> Morning Message: Pg. 5 Lesson 16: Pg. 28 Lesson 17: Pgs. 29-30 Lesson 18: Pg. 31 Lesson 19: Pg. 32 Lesson 20: Pg. 33 Activity Centers: Pgs. 6-7	<u>MARCH 6</u> Morning Message: Pg. 5 Lesson 21: Pgs. 34-36 Lesson 22: Pgs. 37-38 Lesson 23: Pg. 39 Lesson 24: Pg. 40 Lesson 25: Pg. 41 Activity Centers: Pgs. 6-7	Lessons: "Packing My Bookbag" activity, photos of students participating in Shared Reading, photos of students engaging in Self-Directed Reading, Learning Letters activities, student Independent Writing samples, photos of students creating sentences from Predictable Chart Writing: Cut It, photos of students creating sentences from Predictable Chart Writing: Be It, student books created from Predictable Chart Writing, "Good Titles for the Video" activity Activity Centers: Photos of students decorating personal lunch bags in the Arts & Crafts Center, photos of students helping to clean up in the Pretend Play Center, photos of students packing items in bags in the STEM Center

The ReadtopiaGO Emergent Literacy Measures provides a tool to monitor learner gains in reading, writing, and communication. Use the Emergent Literacy Measures to determine your learner's profile, locate interventions, track progress across the school year, and plan for future student development.

At the end of MP3, by March 6, 2026, please submit an Emergent Literacy Measures (online-Google Form) for each of your students. Use the link on the P352X coaching website.

Please also submit either a Learning Letters or a Learning Letters PLUS Assessment (online-Google Form) for each of your students by March 6, 2026. Use the link on the P352X coaching website.