







# P352X K-2 AA



## ReadtopiaGO Pacing Calendar 2025-26



### Year 2: Collection 2



Marking Period 2: November 17 - January 9 (6 weeks)





Theme	Topic	Text	Pacing					Evidence of Student Learning
Feelings 	Using Your Words	Feelings Show and Share 	<u><b>NOV. 17</b></u> Morning Message: Pg. 5  Lesson 1: Pgs. 8-10  Lesson 2: Pgs. 11-12  Lesson 3: Pg. 13  Lesson 4: Pg. 14  Lesson 5: Pg. 15  Activity Centers: Pgs. 6-7	<u><b>NOV. 18</b></u> Morning Message: Pg. 5  Lesson 6: Pg. 16  Lesson 7: Pgs. 17-18  Lesson 8: Pg. 19  Lesson 9: Pg. 20  Lesson 10: Pg. 21  Activity Centers: Pgs. 6-7	<u><b>NOV. 19</b></u> Morning Message: Pg. 5  Lesson 11: Pg. 22  Lesson 12: Pgs. 23-24  Lesson 13: Pg. 25  Lesson 14: Pg. 26  Lesson 15: Pg. 27  Activity Centers: Pgs. 6-7	<u><b>NOV. 20</b></u> Morning Message: Pg. 5  Lesson 16: Pg. 28  Lesson 17: Pgs. 29-30  Lesson 18: Pg. 31  Lesson 19: Pg. 32  Lesson 20: Pg. 33  Activity Centers: Pgs. 6-7	<u><b>NOV. 21</b></u> Morning Message: Pg. 5  Lesson 21: Pgs. 34-36  Lesson 22: Pgs. 37-38  Lesson 23: Pg. 39  Lesson 24: Pg. 40  Lesson 25: Pg. 41  Activity Centers: Pgs. 6-7	Lessons: “Our Feelings” activity, photos of students participating in Shared Reading, photos of students engaging in Self-Directed Reading, Learning Letters activities, student Independent Writing samples, photos of students creating sentences from Predictable Chart Writing: Cut It, photos of students creating sentences from Predictable Chart Writing: Be It, student books created from Predictable Chart Writing, “When I am Excited” activity  Activity Centers: Photos of students making a card in the Arts & Crafts Center, photos of students playing “Feelings Charades” in the Movement Center, photos of students making faces with Play-doh to match the feelings phrase on their index card in the Sensory Play Center



Theme	Topic	Text	Pacing				Evidence of Student Learning	
Feelings 	Expressing Your Feelings	Big Feelings 	<u><b>NOV. 24</b></u> Morning Message: Pg. 5 Lesson 1: Pgs. 8-10 Lesson 2: Pgs. 11-12 Lesson 3: Pg. 13 Lesson 4: Pg. 14 Lesson 5: Pg. 15 Activity Centers: Pgs. 6-7	<u><b>NOV. 25</b></u> Morning Message: Pg. 5 Lesson 6: Pg. 16 Lesson 7: Pgs. 17-18 Lesson 8: Pg. 19 Lesson 9: Pg. 20 Lesson 10: Pg. 21 Activity Centers: Pgs. 6-7	<u><b>NOV. 26</b></u> Morning Message: Pg. 5 Lesson 11: Pg. 22 Lesson 12: Pgs. 23-24 Lesson 13: Pg. 25 Lesson 14: Pg. 26 Lesson 15: Pg. 27 Activity Centers: Pgs. 6-7	<u><b>DEC. 1</b></u> Morning Message: Pg. 5 Lesson 16: Pg. 28 Lesson 17: Pgs. 29-30 Lesson 18: Pg. 31 Lesson 19: Pg. 32 Lesson 20: Pg. 33 Activity Centers: Pgs. 6-7	Morning Message: Pg. 5 Lesson 21: Pgs. 34-36 Lesson 22: Pgs. 37-38 Lesson 23: Pg. 39 Lesson 24: Pg. 40 Lesson 25: Pg. 41 Activity Centers: Pgs. 6-7	Lessons: “When I am Mad” activity, photos of students participating in Shared Reading, photos of students engaging in Self-Directed Reading, Learning Letters activities, student Independent Writing samples, photos of students creating sentences from Predictable Chart Writing: Cut It, photos of students creating sentences from Predictable Chart Writing: Be It, student books created from Predictable Chart Writing, “Good Titles for the Video” activity  Activity Centers: Photos of students role-playing with dolls or puppets in the Pretend Play Center, photos of students creating “fingerpainting” to correspond with emotions in the Sensory Play Center, photos of students counting and tallying the numbers about how they respond to different emotions in the STEM Center

Theme	Topic	Text	Pacing					Evidence of Student Learning
<p>Animals Around</p> 	<p>Animal Homes</p>	<p>Safe and Sound</p> 	<p><b><u>DEC. 2</u></b></p> <p>Morning Message: Pg. 5</p> <p>Lesson 1: Pgs. 8-10</p> <p>Lesson 2: Pgs. 11-12</p> <p>Lesson 3: Pg. 13</p> <p>Lesson 4: Pg. 14</p> <p>Lesson 5: Pg. 15</p> <p>Activity Centers: Pgs. 6-7</p>	<p><b><u>DEC. 3</u></b></p> <p>Morning Message: Pg. 5</p> <p>Lesson 6: Pg. 16</p> <p>Lesson 7: Pgs. 17-18</p> <p>Lesson 8: Pg. 19</p> <p>Lesson 9: Pg. 20</p> <p>Lesson 10: Pg. 21</p> <p>Activity Centers: Pgs. 6-7</p>	<p><b><u>DEC. 4</u></b></p> <p>Morning Message: Pg. 5</p> <p>Lesson 11: Pg. 22</p> <p>Lesson 12: Pgs. 23-24</p> <p>Lesson 13: Pg. 25</p> <p>Lesson 14: Pg. 26</p> <p>Lesson 15: Pg. 27</p> <p>Activity Centers: Pgs. 6-7</p>	<p><b><u>DEC. 5</u></b></p> <p>Morning Message: Pg. 5</p> <p>Lesson 16: Pg. 28</p> <p>Lesson 17: Pgs. 29-30</p> <p>Lesson 18: Pg. 31</p> <p>Lesson 19: Pg. 32</p> <p>Lesson 20: Pg. 33</p> <p>Activity Centers: Pgs. 6-7</p>	<p>Morning Message: Pg. 5</p> <p>Lesson 21: Pgs. 34-36</p> <p>Lesson 22: Pgs. 37-38</p> <p>Lesson 23: Pg. 39</p> <p>Lesson 24: Pg. 40</p> <p>Lesson 25: Pg. 41</p> <p>Activity Centers: Pgs. 6-7</p>	<p>Lessons:          "Our Homes" activity, photos of students participating in Shared Reading, photos of students engaging in Self-Directed Reading, Learning Letters activities, student Independent Writing samples, photos of students creating sentences from Predictable Chart Writing: Cut It, photos of students creating sentences from Predictable Chart Writing: Be It, student books created from Predictable Chart Writing, "Places Animals Live" activity</p> <p>Activity Centers:          Photos of students painting Animal Homes Murals in the Arts &amp; Crafts Center, photos of students creating a "Bear's Den" in the Pretend Play Center, photos of students creating an edible bird's nest in the Sensory Play Center</p>

Theme	Topic	Text	Pacing					Evidence of Student Learning
<p>Animals Around</p> 	<p>Animal Camouflage</p>	<p>We See You!</p> 	<p><b><u>DEC. 8</u></b></p> <p>Morning Message: Pg. 5</p> <p>Lesson 1: Pgs. 8-10</p> <p>Lesson 2: Pgs. 11-12</p> <p>Lesson 3: Pg. 13</p> <p>Lesson 4: Pg. 14</p> <p>Lesson 5: Pg. 15</p> <p>Activity Centers: Pgs. 6-7</p>	<p><b><u>DEC. 9</u></b></p> <p>Morning Message: Pg. 5</p> <p>Lesson 6: Pg. 16</p> <p>Lesson 7: Pgs. 17-18</p> <p>Lesson 8: Pg. 19</p> <p>Lesson 9: Pg. 20</p> <p>Lesson 10: Pg. 21</p> <p>Activity Centers: Pgs. 6-7</p>	<p><b><u>DEC. 10</u></b></p> <p>Morning Message: Pg. 5</p> <p>Lesson 11: Pg. 22</p> <p>Lesson 12: Pgs. 23-24</p> <p>Lesson 13: Pg. 25</p> <p>Lesson 14: Pg. 26</p> <p>Lesson 15: Pg. 27</p> <p>Activity Centers: Pgs. 6-7</p>	<p><b><u>DEC. 11</u></b></p> <p>Morning Message: Pg. 5</p> <p>Lesson 16: Pg. 28</p> <p>Lesson 17: Pgs. 29-30</p> <p>Lesson 18: Pg. 31</p> <p>Lesson 19: Pg. 32</p> <p>Lesson 20: Pg. 33</p> <p>Activity Centers: Pgs. 6-7</p>	<p>Morning Message: Pg. 5</p> <p>Lesson 21: Pgs. 34-36</p> <p>Lesson 22: Pgs. 37-38</p> <p>Lesson 23: Pg. 39</p> <p>Lesson 24: Pg. 40</p> <p>Lesson 25: Pg. 41</p> <p>Activity Centers: Pgs. 6-7</p>	<p>Lessons:          "Animal Homes" activity, photos of students participating in Shared Reading, photos of students engaging in Self-Directed Reading, Learning Letters activities, student Independent Writing samples, photos of students creating sentences from Predictable Chart Writing: Cut It, photos of students creating sentences from Predictable Chart Writing: Be It, student books created from Predictable Chart Writing, "Good Titles for the Video" activity</p> <p>Activity Centers:          Photos of students painting and tracing animals in the Arts &amp; Crafts Center, photos of students participating in an "Animal Hunt" in the Movement Center, photos of students finding and hiding animals in the Sensory Play Center</p>

Theme	Topic	Text	Pacing				Evidence of Student Learning
<p>Food and Nutrition</p> 	<p>Trying New Foods</p>	<p>Not a Picky Eater</p> 	<p><b><u>DEC. 12</u></b></p> <p>Morning Message: Pg. 5</p> <p>Lesson 1: Pgs. 8-10</p> <p>Lesson 2: Pgs. 11-12</p> <p>Lesson 3: Pg. 13</p> <p>Lesson 4: Pg. 14</p> <p>Lesson 5: Pg. 15</p> <p>Lesson 6: Pg. 16</p> <p>Activity Centers: Pgs. 6-7</p>	<p><b><u>DEC. 15</u></b></p> <p>Morning Message: Pg. 5</p> <p>Lesson 7: Pgs. 17-18</p> <p>Lesson 8: Pg. 19</p> <p>Lesson 9: Pg. 20</p> <p>Lesson 10: Pg. 21</p> <p>Lesson 11: Pg. 22</p> <p>Lesson 12: Pgs. 23-24</p> <p>Lesson 13: Pg. 25</p> <p>Activity Centers: Pgs. 6-7</p>	<p><b><u>DEC. 16</u></b></p> <p>Morning Message: Pg. 5</p> <p>Lesson 14: Pg. 26</p> <p>Lesson 15: Pg. 27</p> <p>Lesson 16: Pg. 28</p> <p>Lesson 17: Pgs. 29-30</p> <p>Lesson 18: Pg. 31</p> <p>Lesson 19: Pg. 32</p> <p>Lesson 20: Pg. 33</p> <p>Activity Centers: Pgs. 6-7</p>	<p><b><u>DEC. 17</u></b></p> <p>Morning Message: Pg. 5</p> <p>Lesson 21: Pgs. 34-36</p> <p>Lesson 22: Pgs. 37-38</p> <p>Lesson 23: Pg. 39</p> <p>Lesson 24: Pg. 40</p> <p>Lesson 25: Pg. 41</p> <p>Activity Centers: Pgs. 6-7</p>	<p>Lessons: “No New Foods” activity, photos of students participating in Shared Reading, photos of students engaging in Self-Directed Reading, Learning Letters activities, student Independent Writing samples, photos of students creating sentences from Predictable Chart Writing: Cut It, photos of students creating sentences from Predictable Chart Writing: Be It, student books created from Predictable Chart Writing, “Feelings About New Foods” activity</p> <p>Activity Centers: Photos of students creating a mural of food they’d like to try in the Arts &amp; Crafts Center, photos of students creating “Ants on a Log” in the Sensory Play Center, photos of students slicing, counting, and tasting fruits and vegetables in the STEM Center</p>

Theme	Topic	Text	Pacing				Evidence of Student Learning
<p>Food and Nutrition</p> 	<p>Table Manners</p>	<p>The Goops</p> 	<p><b><u>DEC. 18</u></b></p> <p>Morning Message: Pg. 5</p> <p>Lesson 1: Pgs. 8-10</p> <p>Lesson 2: Pgs. 11-12</p> <p>Lesson 3: Pg. 13</p> <p>Lesson 4: Pg. 14</p> <p>Lesson 5: Pg. 15</p> <p>Lesson 6: Pg. 16</p> <p>Activity Centers: Pgs. 6-7</p>	<p><b><u>DEC. 19</u></b></p> <p>Morning Message: Pg. 5</p> <p>Lesson 7: Pgs. 17-18</p> <p>Lesson 8: Pg. 19</p> <p>Lesson 9: Pg. 20</p> <p>Lesson 10: Pg. 21</p> <p>Lesson 11: Pg. 22</p> <p>Lesson 12: Pgs. 23-24</p> <p>Lesson 13: Pg. 25</p> <p>Activity Centers: Pgs. 6-7</p>	<p><b><u>DEC. 22</u></b></p> <p>Morning Message: Pg. 5</p> <p>Lesson 14: Pg. 26</p> <p>Lesson 15: Pg. 27</p> <p>Lesson 16: Pg. 28</p> <p>Lesson 17: Pgs. 29-30</p> <p>Lesson 18: Pg. 31</p> <p>Lesson 19: Pg. 32</p> <p>Lesson 20: Pg. 33</p> <p>Activity Centers: Pgs. 6-7</p>	<p><b><u>DEC. 23</u></b></p> <p>Morning Message: Pg. 5</p> <p>Lesson 21: Pgs. 34-36</p> <p>Lesson 22: Pgs. 37-38</p> <p>Lesson 23: Pg. 39</p> <p>Lesson 24: Pg. 40</p> <p>Lesson 25: Pg. 41</p> <p>Activity Centers: Pgs. 6-7</p>	<p>Lessons: "Good Table Manners" activity, photos of students participating in Shared Reading, photos of students engaging in Self-Directed Reading, Learning Letters activities, student Independent Writing samples, photos of students creating sentences from Predictable Chart Writing: Cut It, photos of students creating sentences from Predictable Chart Writing: Be It, student books created from Predictable Chart Writing, "Good Titles for the Video" activity</p> <p>Activity Centers: Photos of students setting a place using a Placemat in the Arts &amp; Crafts Center, photos of students enjoying a pretend restaurant experience in the Pretend Play Center, photos of students folding napkins in the STEM Center</p>
<p>My Community</p> 	<p>Getting Around</p>	<p>Hedgehogs in a Hurry</p> 	<p><b><u>DEC. 24 - JAN. 1: winter recess</u></b></p> <p>Optional Bonus Read for Students Suggestion: Send home a printed copy, or share a digital version (pdf) in your google classroom.</p> <p><i>From scooters, to trucks to planes, the hedgehogs are all going places and they are going in a hurry! Join these party animals as they all take different vehicles to the party.</i></p>				<p><b>Encourage families to read together over the break!</b></p>

Theme	Topic	Text	Pacing					Evidence of Student Learning
<p>My Community</p> 	<p>Transportation Sounds</p>	<p>What a Sound!</p> 	<p><b><u>JAN. 5</u></b>  Morning Message: Pg. 5  Lesson 1: Pgs. 8-10  Lesson 2: Pgs. 11-12  Lesson 3: Pg. 13  Lesson 4: Pg. 14  Lesson 5: Pg. 15  Activity Centers: Pgs. 6-7</p>	<p><b><u>JAN. 6</u></b>  Morning Message: Pg. 5  Lesson 6: Pg. 16  Lesson 7: Pgs. 17-18  Lesson 8: Pg. 19  Lesson 9: Pg. 20  Lesson 10: Pg. 21  Activity Centers: Pgs. 6-7</p>	<p><b><u>JAN. 7</u></b>  Morning Message: Pg. 5  Lesson 11: Pg. 22  Lesson 12: Pgs. 23-24  Lesson 13: Pg. 25  Lesson 14: Pg. 26  Lesson 15: Pg. 27  Activity Centers: Pgs. 6-7</p>	<p><b><u>JAN. 8</u></b>  Morning Message: Pg. 5  Lesson 16: Pg. 28  Lesson 17: Pgs. 29-30  Lesson 18: Pg. 31  Lesson 19: Pg. 32  Lesson 20: Pg. 33  Activity Centers: Pgs. 6-7</p>	<p><b><u>JAN. 9</u></b>  Morning Message: Pg. 5  Lesson 21: Pgs. 34-36  Lesson 22: Pgs. 37-38  Lesson 23: Pg. 39  Lesson 24: Pg. 40  Lesson 25: Pg. 41  Activity Centers: Pgs. 6-7</p>	<p>Lessons:  “Sounds All Around” activity, photos of students participating in Shared Reading, photos of students engaging in Self-Directed Reading, Learning Letters activities, student Independent Writing samples, photos of students creating sentences from Predictable Chart Writing: Cut It, photos of students creating sentences from Predictable Chart Writing: Be It, student books created from Predictable Chart Writing, “Good Titles for the Video” activity</p> <p>Activity Centers:  Photos of students engaging in a “Circle Time Sounds” activity in the Movement Center, photos of students creating a “Road Block!” in the Pretend Play Center, photos of students creating and using “Vehicle Ear Trumpets” in the Sensory Play Center</p>

The ReadtopiaGO Emergent Literacy Measures provides a tool to monitor learner gains in reading, writing, and communication. Use the Emergent Literacy Measures to determine your learner’s profile, locate interventions, track progress across the school year, and plan for future student development.

**At the end of MP2, by January 9, 2026, please submit an Emergent Literacy Measures (online-Google Form) for each of your students. Use the link on the P352X coaching website.**

**Please also submit either a Learning Letters or a Learning Letters PLUS Assessment (online-Google Form) for each of your students by January 9, 2026. Use the link on the P352X coaching website.**