







Listening

Horse Rescue



Name _____

Module 2,
Week 1
Assessment



Name _____

Foundational Skills



a

by

my



I

my

see



to

the

by



v

w

u



x

c

k

Name _____



s

b

t



b

t

m

Specific Guidelines for Administering the Weekly Assessments

Module 2, Week 1 Assessment

Listening

Say: Look at the picture as you listen to a story. The story is called "Horse Rescue." It is about a boy and his dad who help a horse. Dr. Molly is a veterinarian, an animal doctor, who also helps. After listening to the story, you will answer some questions.

Horse Rescue

My dad and I were out on our horse farm. I saw a horse in one of the fields. "Is that one of our horses?" I asked.

Dad looked, too. "No, Julio. I haven't seen him before."

We slowly walked over to the horse. It looked like his leg was hurt. Dad called Dr. Molly, the veterinarian. She said the horse's leg would get better if he rested it for a few weeks. "But it's not our horse," I told Dr. Molly.

Dad spoke up. "We can take care of the horse for now, until he gets better."

Dr. Molly bandaged the horse's leg and said goodbye.

Dad made a lot of phone calls that week, but he could not find the horse's owner. We kept the horse in our barn. After a while, the horse started walking normally again. Dr. Molly came back to check on him and remove the bandages. The horse's leg was all better. But, we still did not know who the owner was.

I had an idea. "Let's make some posters and signs." Dad took a picture of the horse. I made a sign that said Found. We put copies of the sign in places all over town. The next day, a man came to get the horse and thanked us. Good job, Dad. It worked!

Item 1: Say: Move to the apple. What happens in the beginning of the story?

Dr. Molly comes to check on the horse.

Julio sees the horse out in a field.

Dad takes a picture of the horse.

Item 2: Say: Move to the bird. What is the problem in the story?

Dad has to make many phone calls about a horse.

Dr. Molly needs to bandage a horse's leg.

Julio finds a horse that is lost and hurt.

Item 3: Say: Move to the car. How do the characters solve the problem?

They put up signs to find the horse's owner.

They tell the vet it is not their horse.

They put the horse in the barn.

Foundational Skills

Item 1: Say: Move to the apple. Choose the word by.

Item 2: Say: Move to the bird. Choose the word my.

Item 3: Say: Move to the car. Choose the word to.

Item 4: Say: Move to the chair. Choose the letter w.

Item 5: Say: Move to the fish. Choose the letter x.

Item 6: Say: Move to the flower. Choose the letter that makes the sound /t/.

Item 7: Say: Move to the hand. Choose the letter that makes the sound /b/.

Answer Key: Module 2, Week 1 Assessment

Item Number	Correct Answer	Module, Week, Program Skill	Depth of Knowledge
LISTENING			
1 (Apple)	B	M2W1: Comprehension: Plot	1
2 (Bird)	C	M2W1: Comprehension: Plot	2
3 (Car)	A	M2W1: Comprehension: Plot	2
FOUNDATIONAL SKILLS			
1 (Apple)	B	M2W1: Foundational Skills: High-Frequency Words	1
2 (Bird)	B	M2W1: Foundational Skills: High-Frequency Words	1
3 (Car)	A	M2W1: Foundational Skills: High-Frequency Words	1
4 (Chair)	B	M2W1: Foundational Skills: Letter Naming	1
5 (Fish)	A	M2W1: Foundational Skills: Letter Naming	1
6 (Flower)	C	M2W1: Foundational Skills: Phonics	2
7 (Hand)	A	M2W1: Foundational Skills: Phonics	2