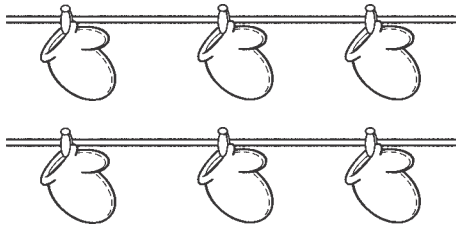


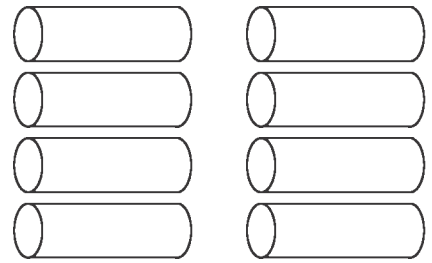
Name _____

1




- (A) 8
- (B) 7
- (C) 6
- (D) 5

2



- (A) 8
- (B) 7
- (C) 6
- (D) 5

3




- (A) 3
- (B) 4
- (C) 6
- (D) 7

4

<input type="checkbox"/>	<input type="checkbox"/>	<input type="checkbox"/>	<input type="checkbox"/>	<input type="checkbox"/>
<input type="checkbox"/>	<input type="checkbox"/>	<input type="checkbox"/>	<input type="checkbox"/>	<input type="checkbox"/>
<input type="checkbox"/>	<input type="checkbox"/>	<input type="checkbox"/>	<input type="checkbox"/>	<input type="checkbox"/>
<input type="checkbox"/>	<input type="checkbox"/>	<input type="checkbox"/>	<input type="checkbox"/>	<input type="checkbox"/>
<input type="checkbox"/>	<input type="checkbox"/>	<input type="checkbox"/>	<input type="checkbox"/>	<input type="checkbox"/>
<input type="checkbox"/>	<input type="checkbox"/>	<input type="checkbox"/>	<input type="checkbox"/>	<input type="checkbox"/>

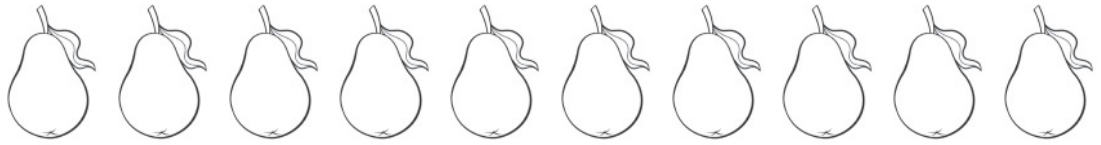
Directions Have students mark the best answer. **1** How many mittens are hanging on the line? **2** How many pegs are there? **3** Which number tells how many birds? **4** Mark all the counters that do NOT show 8.






Directions Have students: read the number, and then draw toys to show how many; count the flowers, and then write the number to tell how many; draw 10 objects, and then write the number to tell how many.

8



_____ and _____ is _____.

9




Directions Have students: **8** color the pears red and yellow to show one way to make a group of 10; write numbers to tell how many pears of each color there are; and write an addition sentence that tells how many pears in all. **9** draw counters to show how many birds in all, and then write the number of birds.



red

yellow

total

Directions  Have students color the volleyballs red and yellow to show one way to make a group of 5. Write the number of red volleyballs and the number of yellow volleyballs that they colored. Then write the number that tells how many volleyballs in all.