







P352X Grade 2 SA
HMH Into Reading
2025-26

Marking Period 1: September 4 – November 14 (9 weeks)

Grade 2 - Module 1

	Materials	Evidence of Student Learning Student Work/ Portfolio	Assessments
Build Knowledge and Language 	Classroom word wall Big Idea Word Cards Anchor Charts Read Aloud Books	Student reading logs Student myBook work	HMH Into Reading Weekly Assessments Module 1, Week 1: OCT. 8, 2025 Module 1, Week 2: OCT. 24, 2025 Module 1, Week 3: NOV. 13, 2025
Reading and Vocabulary 	Classroom word wall Reading Log Vocabulary Cards Anchor Charts Read Aloud Books BookStix myBook	Student reading logs Student myBook work	HMH Into Reading Weekly Assessments Module 1, Week 1: OCT. 8, 2025 Module 1, Week 2: OCT. 24, 2025 Module 1, Week 3: NOV. 13, 2025
Writing Workshop 	Classroom word wall Writer's Notebook Anchor Charts Chart Paper	Published Personal Narrative	HMH Into Reading Weekly Assessments Module 1, Week 1: OCT. 8, 2025 Module 1, Week 2: OCT. 24, 2025 Module 1, Week 3: NOV. 13, 2025 P352X Personal Narrative Rubric
Foundational Skills (Foundations) 	Large Letter Cards Echo & Baby Echo Standard Sound Cards Large Writing Grid Student Notebook Letter Tiles Dry Erase Writing Tablet Start Right Readers	Student Foundations work Student Notebook	Foundations Student Notebook Assessment End of Unit Assessment

*Assessed on Spelling Assessment, Weekly Assessment and/or Module Assessment
 Gray shading indicates lower priority instruction
 © Houghton Mifflin Harcourt Publishing Company

Teacher's Guide = pp. T
 Writing Workshop Teacher's Guide = pp. W

Editable Weekly Plan: Grade 2 Module 1

How to Use this Editable Weekly Plan

- Review each week’s plan, focusing on the non-shaded priority instruction. The portions of the lesson shaded in gray are lower priority.
- Based on your class schedule and student needs, decide which elements of the lesson you will use during your whole-class instruction. Edit the planner as needed.
- For Foundational Skills, you will not use HMH - instead, you will implement [Foundations® - Wilson Language Training](#)
- Because daily writing opportunities are embedded in the Reading lessons as response to reading, some of the Writing Workshop Lessons are a lower priority.
- If you have a separate block for Writing, consider using the Writing Workshop lessons during that time.

Small Group Considerations

- As you work with your students during whole-class instruction, note areas where they need additional teacher-led instruction.
 - If students need additional direct instruction in comprehension skills and strategies, utilize the *Tabletop Minilessons: Reading*.
 - If students need additional direct instruction in foundational skills, utilize the *Start Right Readers* and/or the *Blending Board*.
 - If students need targeted instruction in foundational skills, utilize *Foundational Skills and Word Study Studio*.
 - If students need English language development, utilize *Tabletop Minilessons: English Language Development*.
- While you are working with a small group, provide additional practice opportunities and/or centers for the rest of the class.
 - If students need independent practice with vocabulary, utilize *Vocabulary Interactive Practice*.
 - If students need additional practice in specific comprehension skills and strategies, utilize the *Read and Respond Journal*.
 - If students need independent practice with foundational skills, utilize the *Phonics Interactive Practice*.

Copyright © by Houghton Mifflin Harcourt Publishing Company

All rights reserved. No part of the material protected by this copyright may be reproduced or utilized in any form or by any means, electronic or mechanical, including photocopying, recording, broadcasting or by any other information storage and retrieval system, without written permission of the copyright owner unless such copying is expressly permitted by federal copyright law.

Only those pages that are specifically enabled by the program and indicated by the presence of the print icon may be printed and reproduced in classroom quantities by individual teachers using the corresponding student’s textbook or kit as the major vehicle for regular classroom instruction. Requests for information on other matters regarding duplication of this work should be submitted through our Permissions website at <https://customer care.hmhco.com/contactus/Permissions.html> or mailed to Houghton Mifflin Harcourt Publishing Company, Attn: Compliance, 9400 Southpark Center Loop, Orlando, Florida 32819-8647.

HOUGHTON MIFFLIN HARCOURT and the HMH Logo are trademarks and service marks of Houghton Mifflin Harcourt Publishing Company. You shall not display, disparage, dilute or taint Houghton Mifflin Harcourt trademarks and service marks or use any confusingly similar marks, or use Houghton Mifflin Harcourt marks in such a way that would misrepresent the identity of the owner. Any permitted use of Houghton Mifflin Harcourt trademarks and service marks inures to the benefit of Houghton Mifflin Harcourt Publishing Company.

All other trademarks, service marks or registered trademarks appearing on Houghton Mifflin Harcourt Publishing Company websites are the trademarks or service marks of their respective owners.

r7.22

Grade 2 Module 1 Week 1 (September 4 - October 8)				
Lesson 1	Lesson 2	Lesson 3	Lesson 4	Lesson 5
Build Knowledge & Language	Foundational Skills	Foundational Skills	Foundational Skills	Foundational Skills
Module Launch pp. T22–T23	Foundations	Foundations	Foundations	Foundations
Foundational Skills	Vocabulary	Vocabulary	Vocabulary	Vocabulary
Foundations: Choose the Level appropriate for your students and teach the lessons in order. Teach one Lesson (30-45 minutes) every day. Each Foundations lesson should consist of 3-5 activities that are rotated daily.	Academic Vocabulary pp. T40–T41	Academic Vocabulary pp. T50–T51	Review Power Words p. T58	Vocabulary Strategy* Antonyms pp. T66–T67
			Generative Vocabulary* Words That Describe Actions p. T59	
Reading	Reading	Reading	Reading	Reading
Central Idea* pp. T32–T33 <i>We Are Super Citizens</i> myBook pp. 6–7	Central Idea* pp. T42–T43 <i>Meet the Dogs of Bedlam Farm</i> (Read Aloud Book)	Ask and Answer Questions pp. T52–T53 <i>Clark the Shark</i> myBook pp. 8–27	Setting* pp. T60–T61 <i>Clark the Shark</i> myBook pp. 8–29	Speaking and Listening pp. T68–T69
Writing Workshop	Writing Workshop	Writing Workshop	Writing Workshop	Writing Workshop
Personal Narrative* Priming the Students p. W2	Personal Narrative* Priming the Text p. W3	Personal Narrative* The Read p. W4	Personal Narrative* Vocabulary p. W5	Personal Narrative* The Writing Process p. W6
Grammar: Subjects* p. W194	Grammar: Predicates* p. W195	Grammar: Using Sentences p. W196	Grammar: Review Nouns p. W227	Grammar: Connect to Writing: Using Subjects and Predicates Correctly* p. W198

*Assessed on Spelling Assessment, Weekly Assessment and/or Module Assessment
Gray shading indicates lower priority instruction
© Houghton Mifflin Harcourt Publishing Company

Teacher’s Guide = pp. T
Writing Workshop Teacher’s Guide = pp. W

Grade 2 Module 1 Week 1 (September 4 - October 8)	
Small Group/Independent Options	
<p>Practice and Reinforce Foundational Skills</p> <ul style="list-style-type: none"> ● Start Right Readers <ul style="list-style-type: none"> ○ <i>In a Jam</i>, pp. T30–T31, pp. T38–T39 ○ <i>In a Jam</i>, p. T45 ○ <i>Jam Bandit</i>, pp. T48–T49, pp. T56–T57 ● Phonics Interactive Practice <ul style="list-style-type: none"> ○ Riddle in the Middle: Consonants; Short <i>a, i</i> ○ Fill in the Space: Multisyllabic Words: Short <i>a, i</i> ● Blending Board ● Foundational Skills and Word Study Studio <ul style="list-style-type: none"> ○ Phonemic Awareness: Identify Phonemes (Session 47) ○ Phonemic Awareness: Blend Phonemes (Session 49) ○ Phonics: Syllable Pattern CVC (Session 206) ○ Phonics: Review: Words with Short <i>a</i>, Short <i>i</i> (Session 234) 	<p>Practice and Reinforce Vocabulary</p> <ul style="list-style-type: none"> ● Vocabulary Interactive Practice <ul style="list-style-type: none"> ○ Power Words: <i>Clark the Shark</i> ○ Generative Vocabulary: Words That Describe Actions ○ Vocabulary Strategy: Antonyms <p>Reinforce Reading Skills and Strategies</p> <ul style="list-style-type: none"> ● Tabletop Minilessons: Reading <ul style="list-style-type: none"> ○ 30: Collaborative Conversations ○ 11: Setting ○ 1: Ask and Answer Questions ○ 13: Central Idea ● Read and Respond Journal <ul style="list-style-type: none"> ○ <i>Rosa’s Garden</i> (Ask and Answer Questions, Setting) <p>Support English Language Development</p> <ul style="list-style-type: none"> ● Tabletop Minilessons: English Language Development <ul style="list-style-type: none"> ○ 1.1–1.3: Agree & Disagree <p>Literacy Centers, pp. T20–T21</p>

Grade 2 Module 1 Week 2 (October 9 - October 24)				
Lesson 6	Lesson 7	Lesson 8	Lesson 9	Lesson 10
Foundational Skills	Foundational Skills	Foundational Skills	Foundational Skills	Foundational Skills
Foundations: Choose the Level appropriate for your students and teach the lessons in order. Teach one Lesson (30-45 minutes) every day. Each Foundations lesson should consist of 3-5 activities that are rotated daily.	Foundations	Foundations	Foundations	Foundations
Vocabulary	Vocabulary	Vocabulary	Vocabulary	Vocabulary
Introduce Oral Vocabulary pp. T86–T87	Introduce Power Words pp. T96–T97	Review Power Words pp. T106–T107	Generative Vocabulary* Words That Describe People, Places, and Things pp. T114–T115	Review Power Words pp. T122–T123
Reading	Reading	Reading	Reading	Reading
Central Idea* pp. T88–T89 <i>The William Hoy Story</i> (Read Aloud Book)	Monitor and Clarify pp. T98–T99 <i>The Great Puppy Invasion</i> myBook pp. 30–49	Author’s Purpose* pp. T108–T109 <i>The Great Puppy Invasion</i> myBook pp. 30–51	Summarize pp. T116–T117 <i>Being a Good Citizen</i> myBook pp. 52–63	Author’s Purpose* pp. T124–T125 <i>Being a Good Citizen</i> myBook pp. 52–65
Writing Workshop	Writing Workshop	Writing Workshop	Writing Workshop	Writing Workshop
Personal Narrative* Prewriting I: Preparing to Write p. W7	Personal Narrative* Prewriting II: Organizing the Story p. W8	Personal Narrative* Drafting I: Elements of Narrative Text p. W9	Personal Narrative* Drafting II: Completing the Draft p. W10	Personal Narrative* Revising I: Word Choice p. W11
Grammar: Complete Sentences* p. W199	Grammar: Word Order in Sentences p. W200	Grammar: Run-On Sentences* p. W201	Grammar: Review Action Verbs p. W267	Grammar: Connect to Writing: Using Simple Sentences* p. W203

*Assessed on Spelling Assessment, Weekly Assessment and/or Module Assessment
 Gray shading indicates lower priority instruction
 © Houghton Mifflin Harcourt Publishing Company

Teacher’s Guide = pp. T
 Writing Workshop Teacher’s Guide = pp. W

Grade 2 Module 1 Week 2 (October 9 - October 24)	
Small Group/Independent Options	
<p>Practice and Reinforce Foundational Skills</p> <ul style="list-style-type: none"> ● Start Right Readers <ul style="list-style-type: none"> ○ <i>The Red Van</i>, pp. T84–T85, pp. T94–T95, p. T101 ○ <i>Picnic Fun</i>, pp. T104–T105, pp. T112–T113 ● Blending Board ● Foundational Skills and Word Study Studio <ul style="list-style-type: none"> ○ Phonemic Awareness: Identify Phonemes (Session 47) ○ Phonemic Awareness: Blend Phonemes (Session 49) ○ Phonics: Syllable Pattern CVC (Session 206) ○ Phonics: Review: Words with Short <i>o</i>, Short <i>u</i>, Short <i>e</i> (Session 236) <p>Practice and Reinforce Vocabulary</p> <ul style="list-style-type: none"> ● Vocabulary Interactive Practice <ul style="list-style-type: none"> ○ Power Words ○ Generative Vocabulary: Words That Describe People, Places, and Things ○ Power Words: <i>Being a Good Citizen</i> 	<p>Reinforce Reading Skills and Strategies</p> <ul style="list-style-type: none"> ● Tabletop Minilessons: Reading <ul style="list-style-type: none"> ○ 12: Author’s Purpose ○ 4: Summarize ○ 2: Monitor and Clarify ○ 13: Central Idea ● Read and Respond Journal <ul style="list-style-type: none"> ○ <i>The Nicest Party</i> (Author’s Purpose, Monitor and Clarify) <p>Support English Language Development</p> <ul style="list-style-type: none"> ● Tabletop Minilessons: English Language Development <ul style="list-style-type: none"> ○ 2.1–2.3: Recount Information <p>Literacy Centers, pp. T76–T77</p>

Grade 2 Module 1 Week 3 (October 27 - November 14)				
Lesson 11	Lesson 12	Lesson 13	Lesson 14	Lesson 15
Foundational Skills	Foundational Skills	Foundational Skills	Foundational Skills	Foundational Skills
<p>Foundations: Choose the Level appropriate for your students and teach the lessons in order. Teach one Lesson (30-45 minutes) every day. Each Foundations lesson should consist of 3-5 activities that are rotated daily.</p>	Foundations	Foundations	Foundations	Foundations
Vocabulary	Vocabulary	Vocabulary	Vocabulary	Vocabulary
<p>Introduce Oral Language pp. T142–T143</p>	<p>Introduce Power Words pp. T152–T153</p>	<p>Review Power Words pp. T162–T163</p>	<p>Generative Vocabulary* Inflection <i>–ed, –ing</i> pp. T170–T171</p>	<p>Cumulative Vocabulary Review pp. T178–T179</p>
Reading	Reading	Reading	Reading	Reading
<p>Characters* pp. T144–T145 <i>Violet the Pilot</i> (Read Aloud Book)</p>	<p>Create Mental Images pp. T154–T155 <i>Picture Day Perfection</i> myBook pp. 66–85</p>	<p>Characters* pp. T164–T165 <i>Picture Day Perfection</i> myBook pp. 66–87</p>	<p>Central Idea* pp. T172–T173 <i>Get Involved: Be Awesome!</i> (Media Literacy) myBook pp. 88–91</p>	<p>Module Wrap-Up pp. T180–T181</p>
Writing Workshop	Writing Workshop	Writing Workshop	Writing Workshop	Writing Workshop
<p>Personal Narrative* Revising II: Conferencing p. W12</p>	<p>Personal Narrative* Editing I: Possessives and Contractions p. W13</p>	<p>Personal Narrative* Editing II: Peer Proofreading p. W14</p>	<p>Personal Narrative* Publishing a Personal Narrative p. W15</p>	<p>Personal Narrative* Sharing a Personal Narrative p. W16</p>
<p>Grammar: Statements and Questions* p. W204</p>	<p>Grammar: Commands* p. W205</p>	<p>Grammar: Exclamations* p. W206</p>	<p>Grammar: Review Subjects and Predicates* p. W197</p>	<p>Grammar: Connect to Writing: Using Different Kinds of Sentences* p. W208</p>

*Assessed on Spelling Assessment, Weekly Assessment and/or Module Assessment
Gray shading indicates lower priority instruction
© Houghton Mifflin Harcourt Publishing Company

Teacher’s Guide = pp. T
Writing Workshop Teacher’s Guide = pp. W

Grade 2 Module 1 Week 3 (October 27 - November 14)	
Small Group/Independent Options	
<p>Practice and Reinforce Foundational Skills</p> <ul style="list-style-type: none"> ● Start Right Readers <ul style="list-style-type: none"> ○ <i>Zane on a Hike</i>, pp. T140–T141, pp. T150–T151, p. T157 ○ <i>Six Fake Mice</i>, pp. T160–T161, pp. T168–T169 ● Blending Board ● Foundational Skills and Word Study Studio <ul style="list-style-type: none"> ○ Phonemic Awareness: Identify Phonemes (Session 47) ○ Phonics: Review: Words with Long <i>a</i>, Long <i>i</i> (Session 238) ○ Phonics: Words with Sounds for <i>c</i> (Session 239) ○ Phonics: Words with Sounds for <i>g</i> (Session 242) ○ Phonics: Base Words and Endings <i>-s</i>, <i>-ed</i>, <i>-ing</i> (Session 253) ○ Phonics: Base Words with Endings <i>-ed</i>, <i>-ing</i> (Session 255) ○ Phonics: Base Words with Endings <i>-ed</i>, <i>-ing</i> (Session 273) <p>Practice and Reinforce Vocabulary</p> <ul style="list-style-type: none"> ● Vocabulary Interactive Practice <ul style="list-style-type: none"> ○ Power Words: <i>Picture Day Perfection</i> ○ Generative Vocabulary: Inflection <i>-ed</i>, <i>-ing</i> 	<p>Reinforce Reading Skills and Strategies</p> <ul style="list-style-type: none"> ● Tabletop Minilessons: Reading <ul style="list-style-type: none"> ○ 16: Characters ○ 3: Create Mental Images ○ 13: Central Idea ○ 9: Synthesize ● Read and Respond Journal <ul style="list-style-type: none"> ○ <i>The Play Date</i> (Characters) <p>Support English Language Development</p> <ul style="list-style-type: none"> ● Tabletop Minilessons: English Language Development <ul style="list-style-type: none"> ○ 3.1–3.3: Describe <p>Literacy Centers, pp. T132–T133</p>

Blank Weekly Plan –

Teachers will identify lessons that will be taught and the specific components of each lesson that will be presented to students each day.

All skill areas must be addressed: Build Knowledge and Language, Reading and Vocabulary, Foundational Skills (*in Foundations*), and Writing Workshop. *Duplicate this page as needed.

Date :

	Monday	Tuesday	Wednesday	Thursday	Friday
HMH Module Lesson Number					
Skill Areas Addressed					
Assessment					
Materials Needed					
Differentiation					

P352X Personal Narrative Rubric (Grade 2)

Criteria	Developing	Progressing	Meet Expectations	Exceeding Expectations	Score
	1	2	3	4	
Organization/ Progression	The writing is mostly inappropriate for the topic. The writing may list ideas with little or no structure.	The writing may not always be appropriate for the particular topic. The writing is minimally organized and lacks development. It may be missing a beginning, middle and/or an end.	The writing is mostly appropriate for the particular topic. The writing is organized in some structure and includes a beginning, middle and end, but may be missing one or more elements. Some elements may not be fully developed.	The writing is appropriate for the particular topic. The writing is organized with a clear structure and includes a beginning, middle and end.	
Development of Ideas	The writing does not develop an idea and does not include details.	The writing develops an idea, but includes few, if any, details.	The writing develops a central idea with some relevant details.	The writing clearly develops a central idea with specific and relevant details.	
Conventions/ Sentence Fluency	The response demonstrates inadequate development of conventions. There is little or no capitalization and punctuation is inconsistent. It demonstrates little or no knowledge of many sound-letter relationships and letter patterns. Sentences, if present, are incomplete.	The response demonstrates limited development of conventions. Capitalization and punctuation are inconsistent. It demonstrates some knowledge of many sound-letter relationships and letter patterns. Sentences, if present, vary in completion.	The response demonstrates adequate development of conventions. There is some capitalization and punctuation. It demonstrates adequate knowledge of many sound-letter relationships and letter patterns. Some sentences are complete.	The response demonstrates exemplary development of conventions. Capitalization and punctuation are consistent. Strong knowledge of sound-letter relationships and letter patterns. Sentences are complete.	
Overall Score					
Notes					

*Assessed on Spelling Assessment, Weekly Assessment and/or Module Assessment
 Gray shading indicates lower priority instruction
 © Houghton Mifflin Harcourt Publishing Company

Teacher’s Guide = pp. T
 Writing Workshop Teacher’s Guide = pp. W