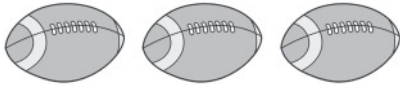

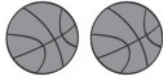

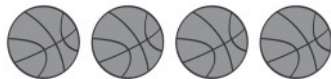


Name _____

1



- (A) 
- (B) 
- (C) 
- (D) 

2




3

5

5

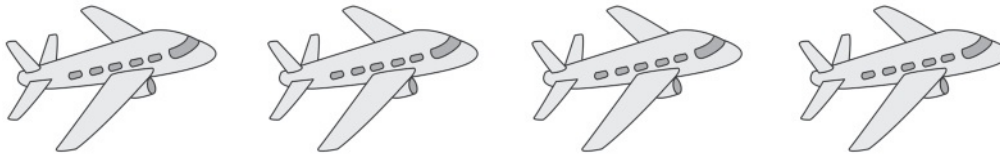
Directions **1** Look at the group of footballs. Which group of basketballs is equal to the group of footballs? **2** Mark all the groups of gray counters that are NOT equal in number to the group of white counters. **3** Have students draw a circle around the number that is greater than the other number, or draw a circle around both numbers if they are equal. Then have students draw pictures to show how they know.

4






5



6



Directions Have students: **4** count the apples and pears, write the numbers to tell how many, and then mark an X on the number that is less than the other number; **5** draw a group of toys that is less in number than the group of toy airplanes shown. **6** Say: *Marcus has 4 toy frogs and 3 toy elephants. Color the cubes to show how many of each type of toy, and then draw a circle around the cube train that is greater in number than the other cube train.*